



INTERSTATE-McBEE



“Quality Without Compromise”

TECHNICAL PARTS GRAM #59 CUMMINS® ISX15 / QSX15 CONNECTING RODS

Before ordering and installing Cummins® ISX15 / QSX15 connecting rod bearings, be aware of the different style rods available.
Failure to do so will result in catastrophic engine damage.

Saw Cut vs. Fracture Split


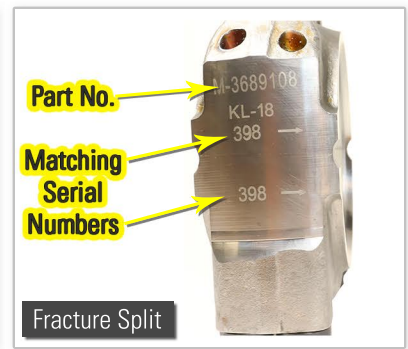

There are several different connecting rod styles found in the ISX15 and QSX15 engine platform. For this discussion, we will be referring to drilled style connecting rods for the single piece steel pistons.

Connecting rods are either **saw cut** or **fracture split** design at the parting line. Identification of the rods is easy. Look for the **drilled hole** in the cap of the **fracture split** rod. The **fracture split** rod also has serialized numbers etched in the face. Different styles of connecting rods have also been found mixed in an engine, so always use caution.

The **fracture split** style rod was first used in production in October 2012. However, there were many engines produced prior to October that contained fracture split rods, so the ESN might not always be accurate as to the rod types the engine has in it. These connecting rods use different rod bearing part numbers, and this is where assembly errors can happen. Both rod bearings are shown to the right. Note the alignment tang locations are similar so if the installer is not careful the wrong bearings can be installed in the connecting rod.

Picture A illustrates properly installed bearings in both rod styles. **Picture B** shows an incorrect installation in the connecting rods.


Always use caution when handling **fracture split** connecting rods. Always keep the rod and cap together. The rod and cap are serialized for convenience to help in proper alignment. Any scratch or nick to the fractured surface will make the rod unusable as it will compromise the fracture joint. Remember there are a finite number of times a fracture split rod can be assembled and disassembled before the joint loses its proper interaction.



Bearings Chart:

For Machined Rods Use:
M-4089405
M-4090016
M-4090017

For Fracture-Split Rods Use:
MCB2882087
MCB4376360
MCB4376361



©Cummins is a registered trademark of Cummins, Inc.

March 2022



SERVING THE DIESEL AND NATURAL GAS INDUSTRY FOR OVER 70 YEARS

FLORIDA
9955 NW 58th St.
Doral, FL 33178
PH: 305-863-6650
Fax: 305-863-6272

CALIFORNIA
13137 Arctic Circle
Santa Fe Springs, CA 90670
PH: 562-356-5414
Fax: 562-926-2452

WORLD HEADQUARTERS
5300 Lakeside Ave.
Cleveland, OH 44114
PH: 216-881-0015
Fax: 216-881-0805

TEXAS
22755 NW Lake Dr., Bldg #3
Houston, TX 77095
PH: 281-645-7168
Fax: 281-443-0202

NEBRASKA
6200 Arbor Rd.
Lincoln, NE 68517
PH: 402-417-1059
Fax: 402-975-6160

INTERSTATE-McBEE.COM

