



INTERSTATE-McBEE



ONLINE ORDERING

All Features

How-To Guide



DOWNLOAD PDF

AUGUST 2025



INTERSTATE-McBEE



Please contact: Z_OnlineOrdering@interstate-mcbee.com to report issues or request assistance.

TABLE OF CONTENTS

Account

- Registration ... 3
- Dashboard ... 4
- Contacts ... 5
- Ship-To ... 6
- Payment ... 7
- Billing Address ... 8
- My Profile ... 9
- Saved Carts ... 10-11
- Announcements ... 12
- Product List ... 13-14

Invoices and Payments

- Invoice Payment ... 15-16
- Schedule Payment ... 17-18
- Invoice History ... 19-20
- Payment History ... 21-22

Your Orders

- Order History ... 23-24
- Return History ... 25-26
- Quote History ... 27-28

Warranty and Returns

- Warranty Case ... 29-35
- Return Case ... 36-38
- Warranty History ... 39
- Return History ... 40

Other

- Shopping ... 41
- Product Page ... 42
- Checkout Process ... 43-46
- Quick Order Pad ... 47-51
- Request Quote ... 52-53
- Filters ... 54

Account > Registration

Registration can be handled a number of ways:

- If you have received an email from Interstate-McBee with a registration link, you can activate your account immediately.
- The "Administrator" contact for your company has the ability to register users in the "Contacts" area of their account.
- Otherwise, register here:

<https://orders.interstate-mcbee.com/request-access/>

by providing your customer number and a McBee invoice number.

- Not a customer? Use this page:

<https://interstate-mcbee.com/contact/find-a-sales-rep/>

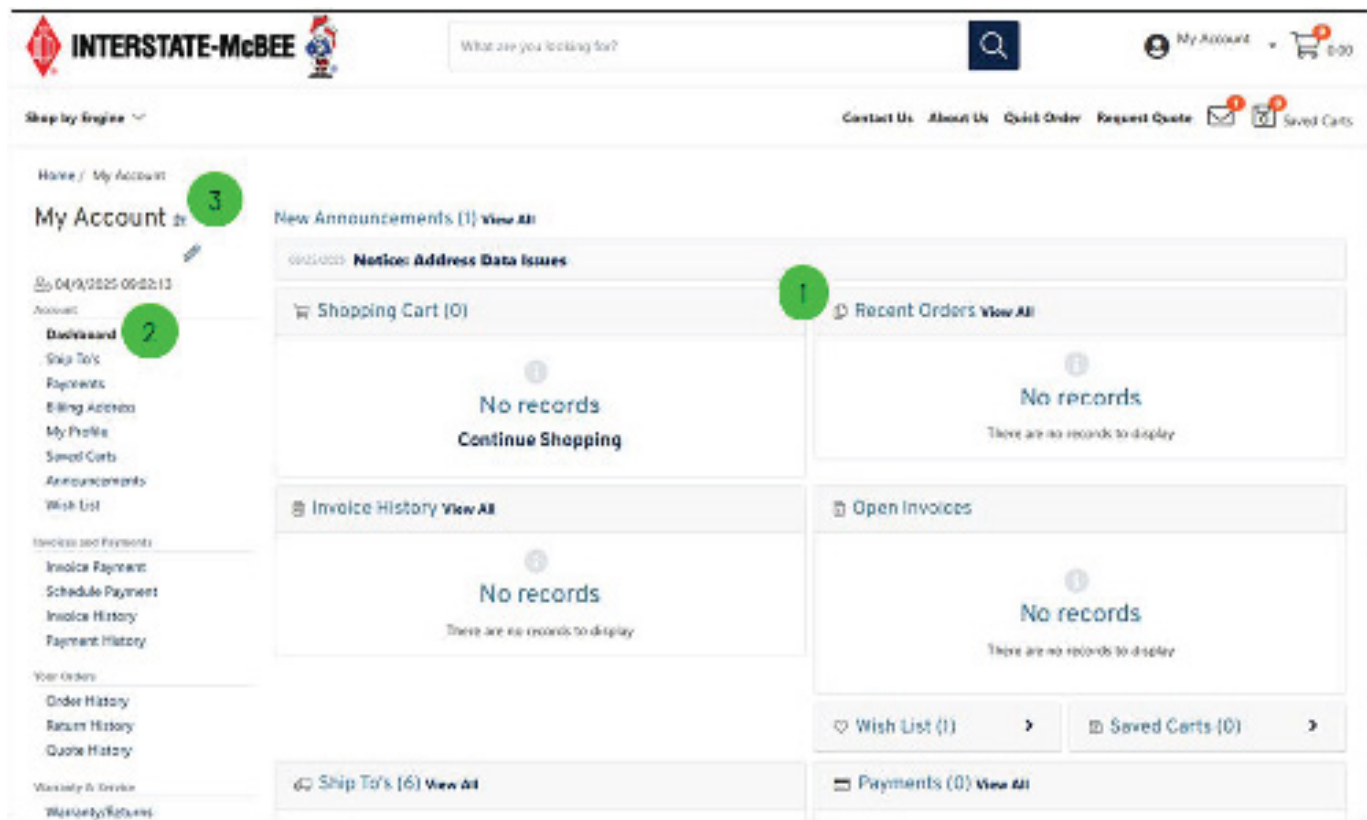
to find your sales rep to create an account and start ordering.

Note: *We currently only work with manufacturers, wholesalers, distributors, and retailers. We do not make individual consumer sales.*

Account > Dashboard

Features are based on your account permissions which are set up by your company's administrator.

1. Displays important announcements as well as account information such as recent orders, contacts, shipping address management, payments, and more.
2. The left side panel offers you a full list of site functions available to your account.
3. The dashboard can be customized to your liking using the button next to "My Account".



Account > Contacts

Available for the administrator of your company.

1. Click on the three dots to add new users.
2. Click on the pencil icon to edit the selected contact.
3. See status of users (**Green**=Active / **Grey**=Inactive).

The screenshot displays the 'My Account' section of the Interstate-McBee website, specifically the 'Contacts' management page. The page features a search bar at the top, navigation links, and a sidebar on the left. The main content area shows a table of contacts with columns for Name, Email Address, and Default Ship To. Three green callout circles highlight specific UI elements: 1 points to the 'Contacts' header, 2 points to a pencil icon in the contact table, and 3 points to the 'Contacts' link in the sidebar.

Name	Email Address	Default Ship To
Greg C	gccc@interstate-mcbee.com	***BVCE test***
Adam R	arcc@interstate-mcbee.com	***BVCE test***
Alex P	apcc@interstate-mcbee.com	***BVCE test***
Angela O	aooc@interstate-mcbee.com	***BVCE test***
Ann D	adcc@interstate-mcbee.com	***BVCE test***
Darryl L	dlcc@interstate-mcbee.com	***BVCE test***
Beth H	bhcc@interstate-mcbee.com	***BVCE test***
Edo W	ewcc@interstate-mcbee.com	***BVCE test***
Erin C	eccc@interstate-mcbee.com	***BVCE test***
Evans T	etcc@interstate-mcbee.com	***BVCE test***
Brian C	bcsc@interstate-mcbee.com	***BVCE test***
Carlos R	crcc@interstate-mcbee.com	***BVCE test***
Chuck W	cwcc@interstate-mcbee.com	***BVCE test***
Danika S	dscc@interstate-mcbee.com	***BVCE test***
Dan M	dmcc@interstate-mcbee.com	***BVCE test***
Dan K	dkcc@interstate-mcbee.com	***BVCE test***

Account > Ship-To

Add and manage Ship-To's for quick checkout.

1. Add new ship-to's (Include your company name, address, zip, city, & state).
2. Manage ship-to's by setting a default for your account.

The screenshot displays the 'Ship To's' management page in the Interstate-McBee account. The page header includes the company logo, a search bar, and navigation links. The main content area shows a table of shipping addresses. A green circle highlights the 'Add Filter' button, and another green circle highlights the 'Add' button in the table. The table contains the following data:

Name	Address	City	State	Zip Code	Country	Main Phone
MCE test	5200 Lakeside Ave D	Cleveland	OH	44114	United States	
Interstate-McBee	4301 Lakeside Ave	Cleveland	OH	44114	United States	(216) 3810015
IMCB - Texas	22755 Kwik-Lube Drive	Cypress	TX	77095	United States	(281) 4492002
IMCB - Nebraska	6300 Arbor Road	Lincoln	NE	68217	United States	(404) 2522275
IMCB - Florida	535 NW 58th Street	Deerfield	FL	33178	United States	(855) 9603222
IMCB - California	13157 Avoca Circle	San Diego Springs	CA	90671	United States	(855) 5224314

Account > Payment

Save a card, or multiple, on file for quick checkout.

1. Click on the three dots to add new credit cards.
2. When there are multiple cards added, you can set a default here.

The screenshot shows the 'My Account' page on the Interstate-McBee website. The 'Credit Cards' section is active, displaying a table with one credit card entry. A green circle '1' highlights the three dots menu icon next to the 'Credit Cards' header. A second green circle '2' highlights the dropdown menu for the credit card entry, which is currently set to '1'.

Type	Number	Expiration	Name	Department
MasterCard	5555 5555	01/2025	Interstate McBee	1

Account > My Profile

Manage your personal account information here.

1. Add/manage contact info, web account preference and phone numbers for ways to be contacted if needed.

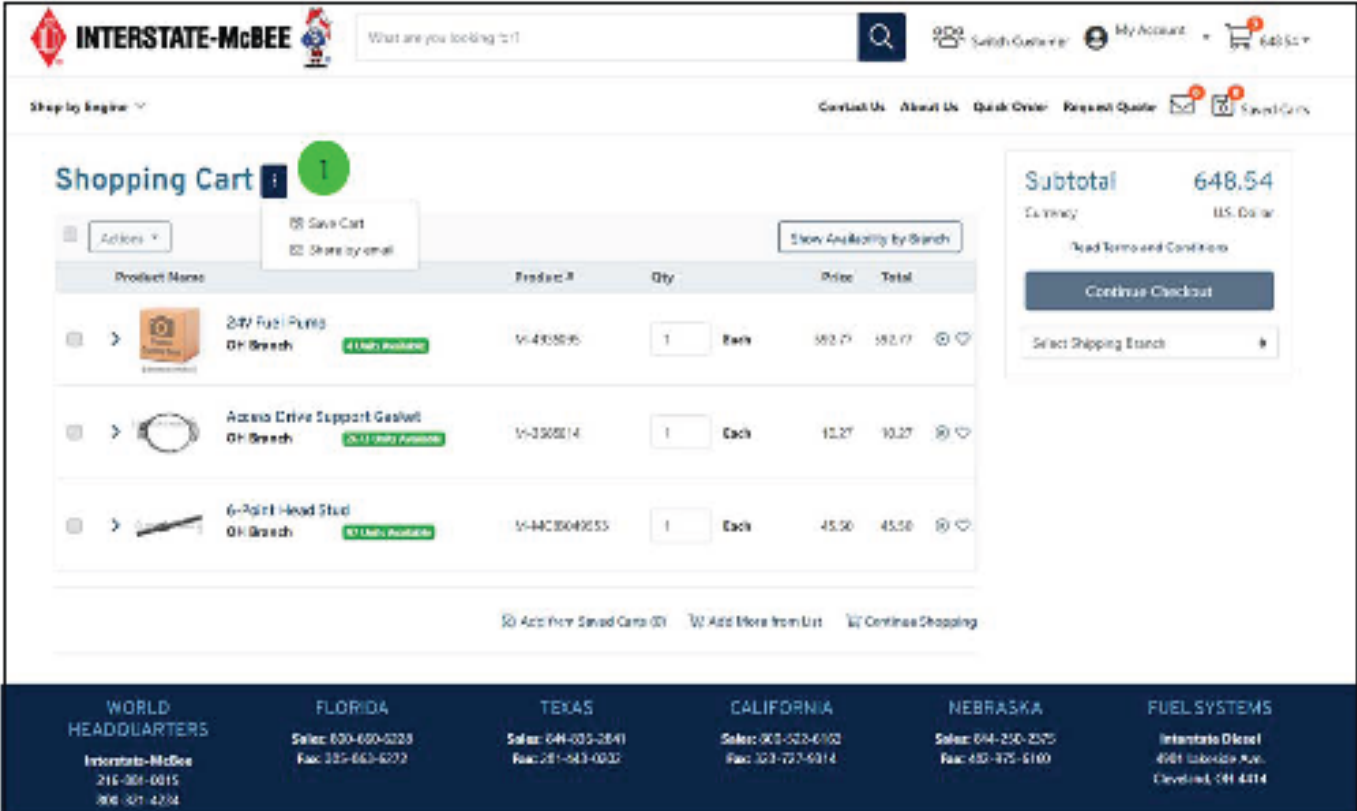
The screenshot displays a user's profile page with the following sections:

- My Account**: Includes a navigation menu with options like 'My Profile', 'Billing Address', 'Account Details', 'Product List', 'Orders and Payments', 'New Orders', 'Recently Viewed', and 'Items'.
- My Profile**: Shows the user's name and a 'Contact Information' section with fields for 'Current Title', 'Name' (split into 'First Name' and 'Last Name'), and 'Email Address'. There is also a 'Default Ship To' address listed.
- Web Account Preferences**: Includes a 'Language' dropdown menu set to 'English' and a checkbox for 'Show Product Cross-References'.
- Phone Numbers**: A table with columns for 'Address', 'Code', 'Number', and 'Ext', and an 'Add' button.

Account > Saved Carts

"Saved Carts" is an easy way to shop, save, and come back later when you are ready to checkout.

1. After adding items to your shopping cart, Click the three dots, "Save Cart", and name the cart.



The screenshot displays the Interstate-McBee website's shopping cart interface. At the top, the header includes the company logo, a search bar, and navigation links for 'Switch Customer', 'My Account', and a cart icon showing '648.54'. Below the header, there are links for 'Contact Us', 'About Us', 'Quick Order', 'Request Quote', and 'Saved Carts'. The main content area is titled 'Shopping Cart' and features a dropdown menu with options: 'Save Cart', 'Share by email', and 'Show Availability by Branch'. The cart contains three items:

Product Name	Product #	Qty	Price	Total
247 Fuel Pump OH Branch 4 Units Available	14-435595	1	582.17	582.17
Access Drive Support Gasket OH Branch 233 Units Available	14-336814	1	10.27	10.27
6-Point Head Stud OH Branch 101 Units Available	14-44364955	1	45.50	45.50

At the bottom of the cart area, there are links: 'Add from Saved Carts (0)', 'Add More from List', and 'Continue Shopping'. To the right, a summary box shows a 'Subtotal' of 648.54, 'Currency' as 'U.S. Dollar', and a 'Continue Checkout' button. The footer contains contact information for World Headquarters, Florida, Texas, California, Nebraska, and Fuel Systems.

Account > Saved Carts

2. Save for later or merge with more items when you are ready to check out by clicking the three dots.

The screenshot shows the 'Saved Carts' page on the INTERSTATE-McBEE website. The page header includes the company logo, a search bar, and navigation links. The main content area is titled 'Products in Saved Cart' and features a green notification bubble with the number '2'. A light blue banner states: 'This saved cart will be deleted 1 day prior to shipping out.' Below this, the cart details are shown: 'Created by Me' (Salesperson), 'Date saved: 04/14/2025', and 'Current Saved Cart: 6-10-25'. The cart contains three items:

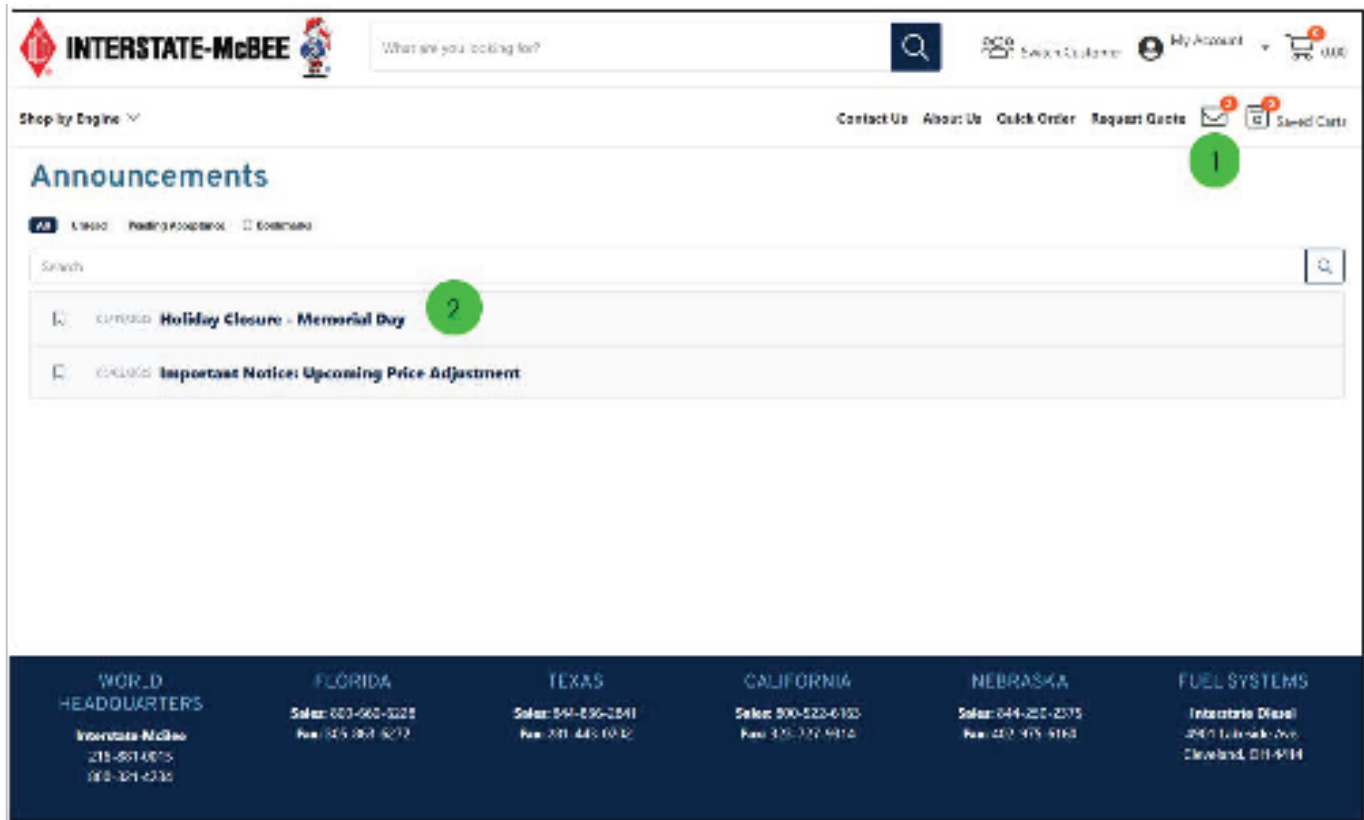
- 24V Fuel Pump** (M-4815265) with 1 each. The image shows a box with a camera icon and the text 'Photo Gallery View'.
- Access Drive Support Gasket** (M-580514) with 1 each. The image shows a circular gasket.
- 6 Point Head Stud** (M-4800010.02) with 1 each. The image shows a long metal stud.

At the bottom right of the page, there is a 'Page Size' dropdown menu set to '15'.

Account > Announcements

Stay informed! Any notices or website announcements will be posted here.

1. Click on the envelope icon to see announcements.
2. See important announcements including closures or site maintenance messages.



Account > Product List

For repeat purchases, “Product Lists” are a great way to save orders and add them to your cart in just a click.

1. When searching for a part, click “Add to List”, and select a previous list or create a new one.

The screenshot displays the Interstate-McBEE website interface. At the top, there is a navigation bar with the company logo, a search bar, and links for 'Cart', 'My Account', and 'Orders'. Below the navigation bar, the page title is '12V Fuel Pump' with the part number '12-140502'. A placeholder image for the product is shown with the text 'Photos Coming Soon'. To the right of the image, the price is listed as '\$17.35 USD'. Below the price, there is a 'Add to List' button and a 'Add to Cart' button. The page also includes a description of the product and navigation links for 'References', 'Details', and 'Videos'.

Account > Product List

2. Click the three dots to manage, create new lists, export, and more.
3. Select and add to cart or remove item by checking the box.
4. Toggle between all created lists using this dropdown button.

The screenshot shows the Interstate-McBee website's Product List page. At the top, there is a navigation bar with the company logo, a search bar, and links for 'My Account' and a shopping cart. Below the navigation bar, there are links for 'Shop by Engine', 'Contact Us', 'About Us', 'Quick Order', and 'Request Quote'. The main heading is 'Product List' with a dropdown menu icon and a green circle '2' next to it. Below the heading, there are two tabs: 'Your List' and 'Client List'. A 'Current List: Test' dropdown is visible with a green circle '4' next to it. The product list contains two items, each with a '3' in a green circle next to its image:

- 12V Fuel Pump**
M-405062
Backordered
362.15 USD
- 24V Fuel Pump**
M-405065
Backordered
385.30 USD

At the bottom of the page, there is a dark blue footer with contact information for various regions: WORLD HEADQUARTERS, FLORIDA, TEXAS, CALIFORNIA, NEBRASKA, and FUEL SYSTEMS.

Invoices and Payments > Invoice Payment

Pay your invoices online in just a few clicks.

1. Select the invoice you want to pay.
2. Continue to review the payment selected.

The screenshot shows the Interstate-McBee website's 'Payment' interface. The left sidebar contains a navigation menu with 'Invoice Payment' highlighted by a green circle '1'. The main content area displays a table of invoices with columns for Company, Invoice #, Invoice Date, Due Date, Order #, Statement #, Open Amount, and Gross Amount. The first row is selected. At the top right of the table, there is a 'Continue' button highlighted by a green circle '2'. Above the table, there is a search bar for 'Invoice #' and a 'Filters' button. A progress indicator at the top right shows three steps: 'Select', 'Review', and 'Payment', with 'Payment' being the current step.

Company	Invoice #	Invoice Date	Due Date	Order #	Statement #	Open Amount	Gross Amount
Interstate-McBee LLC	10100623-001	06/03/2024	10/05/2024	10-1870827	253917	67.57	67.57
Interstate-McBee LLC	10100624-001	06/03/2024	10/05/2024	10-1870901	253917	2,885.02	2,885.02
Interstate-McBee LLC	101825625-001	06/03/2024	10/05/2024	10-1871328	253917	31.68	31.68
Interstate-McBee LLC	101825626-001	06/03/2024	10/05/2024	10-1871351	253917	148.58	148.58
Interstate-McBee LLC	10100627-001	06/03/2024	10/05/2024	10-1871332	253917	1.68	1.68
Interstate-McBee LLC	101825628-001	06/03/2024	10/05/2024	10-1871335	253917	11.25	11.25
Interstate-McBee LLC	101825629-001	06/03/2024	10/05/2024	10-1871334	253917	183.50	183.50
Interstate-McBee LLC	10100630-001	06/03/2024	10/05/2024	10-1871335	253917	251.24	251.24
Interstate-McBee LLC	101825631-001	06/03/2024	10/05/2024	10-1871336	253917	8.10	8.10
Interstate-McBee LLC	10100632-001	06/03/2024	10/05/2024	10-1871337	253917	15.50	15.50

Invoices and Payments > Invoice Payment

3. Review and continue to payment section.

The screenshot shows the 'Payment' section of the INTERSTATE-McBEE website. The page header includes the company logo, a search bar, and navigation links. A sidebar on the left lists various account management options. The main content area features a 'Payment' heading, a progress indicator with three steps (1, 2, 3), and a table of invoice details. A summary box on the right shows the total amount to charge as \$7.57.

Invoice #	Due Date	Amount to apply	Open Amount
4-1852825-001	10/05/2024	7.57	7.57

Amount to Charge
Total: 7.57
Currency: US Dollar
Continue

3

Invoices and Payments > Schedule Payment

Schedule payments for invoices in just a few clicks.

1. Select the payment you want to schedule.
2. Continue to review the payment selected.

The screenshot shows the Interstate-McBee website's 'Schedule Payment' page. The page features a navigation sidebar on the left with a 'Schedule Payment' button highlighted by a green circle '1'. The main content area displays a table of invoices with columns for Company, Invoice #, Invoice Date, Due Date, Order #, Statement #, Open Amount, and Gross Amount. The first row is selected. At the top right of the table area, there is a 'Finalize' button highlighted by a green circle '2'. The page also includes a search bar, a user profile section for 'Jennifer', and a progress indicator with three steps: 'Schedule', 'Review', and 'Finalize'.

Company #	Invoice #	Invoice Date	Due Date	Order #	Statement #	Open Amount	Gross Amount
Interstate-McBee LLC	1032624-001	09/22/2024	10/05/2024	187001	252917	2,080.82	2,080.82
Interstate-McBee LLC	1032625-001	09/22/2024	10/05/2024	187006	252917	31.82	31.82
Interstate-McBee LLC	1032626-001	09/22/2024	10/05/2024	187001	252917	140.50	140.50
Interstate-McBee LLC	1032627-001	09/22/2024	10/05/2024	187002	252917	1.50	1.50
Interstate-McBee LLC	1032628-001	09/22/2024	10/05/2024	187003	252917	11.25	11.25
Interstate-McBee LLC	1032629-001	09/22/2024	10/05/2024	187004	252917	180.50	180.50
Interstate-McBee LLC	1032630-001	09/22/2024	10/05/2024	187005	252917	251.24	251.24
Interstate-McBee LLC	1032631-001	09/22/2024	10/05/2024	187006	252917	8.70	8.70
Interstate-McBee LLC	1032632-001	09/22/2024	10/05/2024	187007	252917	15.50	15.50
Interstate-McBee LLC	1032633-001	09/22/2024	10/05/2024	187008	252917	142.30	142.30

Invoices and Payments > Schedule Payment

3. Review and continue to payment section.

The screenshot shows the 'Schedule Payment' page on the INTERSTATE-McBEE website. The page features a navigation menu on the left, a search bar at the top, and a main content area with a table of invoices and a summary box.

Navigation Menu (Left):

- Jennifer
- Dashboard
- Billing Address
- My Profile
- Saved Carts
- Announcements
- Product List
- Invoice List/History
 - Invoice Payment
 - Schedule Payment**
 - Invoice History
 - Payment History
- New Orders
 - Order History
 - Return History
 - Quote History
- Warranty & Service
 - Warranty Returns
 - Return Case History
- Other
 - Credit Extension Products
 - Quick Order Pad
- Sign Out

Search Bar (Top): What are you looking for?

Navigation (Top Right): Contact Us, About Us, Quick Order, Request Quote, Saved Carts

Progress Indicator (Top Right): Invoice, **2**, Schedule

Table:

Invoice #	Due Date	Amount to apply	Open Amount
111032622.001	10/01/2024	0.00	67.67

Amount to Charge Summary:

- Total: 67.67
- Currency: U.S. Dollar
- Continue button
- 3 (in a green circle)

Invoices and Payments > Invoice History

View your invoice history here. Toggle between all invoices or specific ones that are still open. All details are available and can be printed as well.

1. You can filter all of your invoices by order number, invoice number or by date range.
2. Click on Invoice # to view Invoice Detail.
3. Click on the 3 dots for options to view the invoice detail, make payments or download the invoice.

INTERSTATE-McBEE What are you looking for?

My Account 0.00

Shop by Engine Contact Us About Us Quick Order Request Quote Saved Carts

Invoice History

Account: 02/27/2026 1180544

Over Invoices Last 100 days Invoice #

Invoice #	Invoice Date	Order #	Customer Ref #	Open Amount	Gross Amount	Currency
180206	03/30/2026	2000250	21125-WR	338.85	338.85	USD
1875190	05/26/2026	2000406	32114-W	636.84	636.84	USD
1805155	03/30/2026	2003056	INVOICE(2112)WR	102.89	102.89	USD
1875144	05/26/2026	2003044	32110P	438.63	438.63	USD
1805141	03/30/2026	2000340	0503(2)HE (2)	930.34	930.34	USD
1805138	03/30/2026	2000352	MCBEE NVRBook	251.88	251.88	USD
1805131	03/30/2026	2000325	0503(2)HE	5,095.19	5,095.19	USD
1805118	03/30/2026	2000301	TRUCK	2,387.39	2,387.39	USD
1805117	03/30/2026	2003000	NR - Will call 24134	1,290.05	1,290.05	USD
1805087	03/30/2026	1999335	2086-EG	1,540.00	1,540.00	USD
1805075	03/30/2026	1999940	INVOICE(217)WR	80.84	80.84	USD
1805070	03/30/2026	1999935	STOCK/EST/LACE/TM	150.42	150.42	USD
1805001	03/30/2026	1999910	PO 24052 EG	4.42	4.42	USD

Navigation sidebar: Dashboard, Billing Address, My Profile, Saved Carts, Announcements, Favorite List, Invoices and Payments, Invoice Payment, Schedule Payment, Invoice History, Payment History, Your Orders, Order History, Return History, Quote History, Warranty & Service, Warranty Record, Return Cases History, Other, Cross Reference Products, Quick Order Pad, Sign Out

Dropdown menu for Invoice # 180206: View Detail, Invoice Schedule, Payments, Pay Invoice, Download PDF

Invoices and Payments > Invoice History

4. Click on the three dots to add item or items to cart.
5. Tracking information is available on this page and links out directly to the carriers site.
6. Print invoice detail.

Step by Engine

Contact Us About Us Quick Order Request Quote Saved Carts

Home

09/05/2024 11:53:44

Invoice Detail

Invoice # RI-1005266-06000

Invoice Date: 09/05/2024

Customer Ref #: 24125-010

Total 383.45

Product Total	383.45
Total Tax	0.00
Total Freight	0.00
Total Discount	0.00
Currency	U.S. Dollar


Order Detail

Order #	Shipping Instructions	Customer Ref #	Order Date
SO-20X6218-0600	UPS 4D-5242	24125-010	09/05/2024

Tracking Information

1308940210018933

Products Ordered

	Exhaust Stud Kit M20X1.50X Shipped: 5 each	Total Price: 383.45
---	--	---------------------

Print

Invoices and Payments > Payment History

View your payment history. All payment details can be viewed further, and invoices can be printed as well.

1. On the first page you can Search and Select the order you want to review.
2. If Payment ID is clickable: Click on the payment # (or invoice) to see the detail screen.
3. If Payment ID is not clickable: Click the "[↗]" icon on the right instead.

The screenshot displays the 'Payment History' page on the Interstate-McBEE website. The page includes a navigation menu on the left, a search bar at the top, and a table of payment records. Three green circles with numbers 1, 2, and 3 highlight specific UI elements:

- 1: Search bar for Payment ID
- 2: Payment ID (T190030) in the table
- 3: Print icon in the table

Payment ID	Payment Reference	Payment Date	Payment Total
T190030	4324	04/13/2021	531.20 USD
T190015	43163	04/12/2021	2,445.00 USD
T177851	45142	04/05/2021	1,155.20 USD
T172216	43111	04/06/2021	257.90 USD
T190001	43055	04/07/2021	1,083.00 USD
T190000	43016	04/06/2021	3,061.25 USD
T152151	42953	04/05/2021	1,479.45 USD
T148033	42917	04/05/2021	1,150.88 USD
T141030	42875	03/31/2021	40.22 USD
T135106	42825	03/30/2021	225.01 USD
T128954	42757	03/29/2021	2,111.24 USD
T122232	42725	03/26/2021	249.00 USD
T115902	42723	03/25/2021	151.10 USD
T112825	42663	03/24/2021	1,219.20 USD
T100236	42644	03/23/2021	489.08 USD
T096401	42645	03/23/2021	621.17 USD

Invoices and Payments > Payment History

4. Click on the three dots to add item or items to cart.
5. Print invoice detail.

The screenshot shows the Interstate-McBee website interface. At the top, there is a search bar with the text "What are you looking for?" and a magnifying glass icon. To the right of the search bar are links for "My Account" and a shopping cart icon with a red notification bubble. Below the search bar is a navigation menu with links for "Shop by Engine", "Contact Us", "About Us", "Quick Order", "Request Quote", and "Saved Carts".

The main content area is titled "Invoice Detail" and features a green circular icon with the number "4". The invoice information includes:

- Invoice # RI-1198445-06000
- Invoice Date: 04/09/2021
- Customer PO #: 18-01-0007-02081

To the right of the invoice information is a summary box with the following details:

Total	19.40
Product Total	15.40
Total Tax	0.00
Total Freight	0.00
Total Discount	0.00
Currency	US Dollar

Below the invoice information is an "Order Detail" section with a table of order information:

Order #	Shipping Instructions	Customer PO #	Order Date
90-1578125-06000	Called UPS Account #4800170	18-01-0007-02081	04/09/2021

Below the order details is a "Products Ordered" section with a table of product information:

Product Image	Product Name	Quantity	Total Price
	Oil Pan Gasket A-64720140201	1 each	15.40

At the bottom right of the page, there is a "Print" button and a green circular icon with the number "5".

Your Orders > Order History

View your recent and past orders. On orders that are marked "Open", tracking is available under the order details.

1. Use the search bar or just select from the table to view order details.
2. Click on an order number to open the Order Detail view.
3. You can search by the Order level or by Product level.

The screenshot displays the 'Order History' page for user Jennifer. The page features a navigation menu on the left, a search bar at the top right, and a table of orders. The table has columns for Order #, Customer PO #, Order Date, Order Status, and Product Total. A search bar is located at the top right of the table area. A 'View Detail' link is visible next to the order with ID 90-1077540. A 'Go to Page' and 'Page Size' section is at the bottom right of the table.

Order #	Customer PO #	Order Date	Order Status	Product Total
90-1077574	3216565	01/24/2025	Open	10.54 USD
90-1077572	45244	01/23/2025	Open	526.07 USD
90-1077565	Test	01/17/2025	Open	1,864.57 USD
90-1077540	Test	01/15/2025	Open	316.43 USD
90-1077535	1995	01/16/2025	Open	25.82 USD
90-1077534	Fig Fig Fig	01/16/2025	Open	4.93 USD
90-1077525	48546848	01/16/2025	Open	39.55 USD
90-1077522	6566566	01/16/2025	Open	20.82 USD

Your Orders > Order History

- Tracking numbers for shipped items are listed under the "Tracking Information" section (Tracking numbers are clickable links allowing users to view tracking updates from carrier websites).

The screenshot shows a user's account page for 'Jennifer' with the following sections:

- Order Detail:** Order # 50-1877536-06000, Customer PO # 7030, Order Date: 01/10/2021, Received Date: 01/10/2021.
- Bill to Information:** Billing address: 1200 Lakeside Ave E, Cleveland, OH 44114, United States.
- Shipping Instructions:** LPS ACCT #1800110 Ship blind.
- Shipment:** Shipping Address: 1200 Lakeside Ave E, Cleveland, OH 44114, United States. Shipping Method: Not Available. Tracking Information: 120780087460206000.
- Products Ordered:** A table with columns: Description, Product #, Status, Quantity, Total. One item is listed: 'DI Cooker Support Gasket' (Product # M 0765218, Status: [View Item](#), Quantity: 1, Total: 25.32).
- Summary:** Total: 25.32, Currency: U.S. Dollar. Summary items: Shippable Product (25.32), Backordered Product (0.00), Subtotal of Products (25.32), Total Freight (1.00), Total Tax (0.00), Total Discount (0.00).

Your Orders > Return History

You can see the status of each returned part. You can also print your return label.

1. Use the search bar or just select from the table to view details.
2. Click on an order number to open the Return Detail view.

The screenshot displays the 'Return History' page for a user named Jennifer. The page features a search bar and filters at the top right, and a table of return transactions. A 'View Detail' button is highlighted on the right side of the table. A sidebar on the left contains navigation links for the user 'Jennifer'.

Return #	Order #	Customer PO #	Transaction Date
01-54636	PP-26854	testing3	04/07/2025
01-54637	PP-26854	testing3	04/07/2025
01-54636	PP-26854	testing3	04/07/2025
01-54674	N/A	Test CO	03/06/2023
01-37833	N/A	test	12/06/2021

Your Orders > Return History

3. Print a return label.

The screenshot displays the Interstate-McBee website's 'Return Detail' page. The header includes the company logo, a search bar, and navigation links like 'Switch Customer', 'My Account', and 'Saved Carts'. The main content area is divided into several sections:

- Customer Information:** Jennifer, ID: 06/03/2025 11/1525.
- Return Summary:** Return # CO-44674-06000, Transaction Date: 02/26/2025, Customer PO #: Test CO. Reason for Return: On Hold for CSR Call Back.
- From:** Interstate-McBee, 5200 Lakeside Ave E, Cleveland, OH 44130.
- Summary Table:**

Summary	
Product Subtotal	\$3.00
Taxes Collected	\$0.00
Total Tax	\$0.00
Return Total	\$3.00
Currency	U.S. Dollar
- Returned Products:** A table with one entry: 'Connecting Rod Bearing' (M 21264) with a quantity of 25. Price: 25.25, Total: 50.50.
- Action:** A green circular button with the number '3' and a 'Print Return Label' button.

Your Orders > Quote History

View your quote details here. Once status is marked "Ready for Review" you are now able to accept or decline your quote online.

1. Use the search bar or just select from the table to view details.
2. Click on an order number to open the Return Detail view.
3. Quickly view which quotes are ready to review.

The screenshot displays the 'Quote History' page for user Jennifer. The page includes a search bar at the top right and a navigation menu on the left. The main content is a table of quotes with the following data:

Quote #	Customer PO #	Quote Date	Quote Status
99-714237	0680731192 / 09920013363	05/27/2024	Completed
99-743218	51308159 8135	05/23/2024	Ready for Review
99-743471	1234	05/24/2024	Ready for Review
99-743208	0640741544	05/20/2024	Ready for Review
99-743168	23323011	05/23/2024	Cancelled
99-742817	3412	05/20/2024	Ready for Review
99-744298	TEST	12/02/2024	Completed
99-743115	40890621 123-2526	05/23/2024	Ready for Review

Annotations on the screenshot: A green circle with the number '1' is positioned above the search bar. A green circle with the number '2' is positioned to the left of the 'Quote History' link in the navigation menu. A green circle with the number '3' is positioned to the right of the 'Ready for Review' status in the second row of the table.

Your Orders > Quote History

- Using the three dots next to "Quote Detail", you can "Accept" or "Cancel" your quote. Upon accepting a quote, you will be brought to the checkout screen to complete your order.

The screenshot displays the INTERSTATE-McBEE website interface. At the top, there is a search bar and navigation links for "My Account" and "Saved Carts". The main content area is titled "Quote Detail" for quote # SQ-7431. A dropdown menu is open next to the quote title, showing options to "Accept Quote" and "Cancel Quote". The quote details include the quote number, base quote number, and customer PO number. A "Total" box shows a value of 1,750.57 in U.S. Dollar. The "Bill to Information" section provides the customer's address: 5500 Lakeside Ave E, Cleveland, OH 44114, United States. The "Shipment" section is highlighted, showing the shipping address, shipping method, and comments. The "Products" table is partially visible at the bottom.

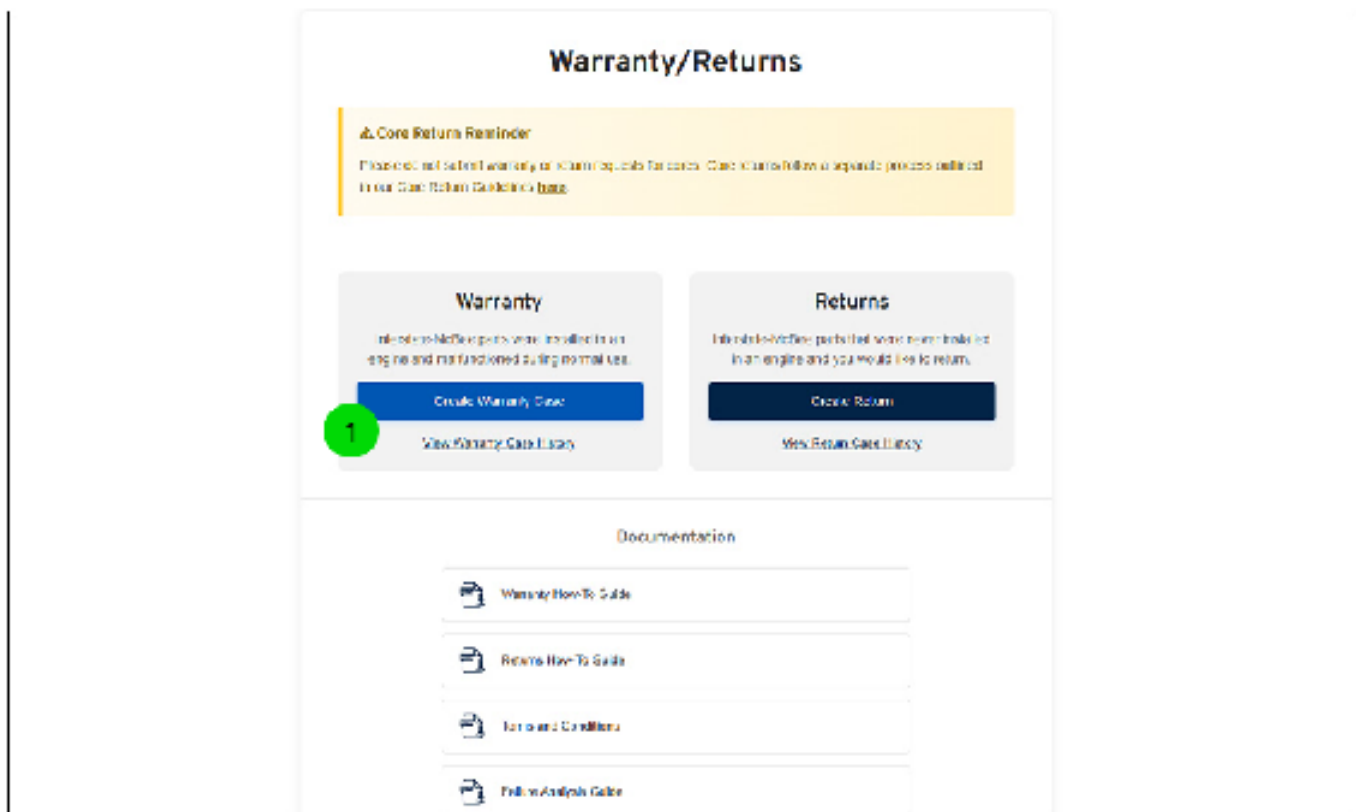
Description	Product #	Status	Quantity	Price	Total
-------------	-----------	--------	----------	-------	-------

Warranty and Returns > Warranty Case

Create and submit a warranty case online using the instructions below. Once completed, please allow 1-2 business days for RMA paperwork to be processed and sent out to your email address.

Tip: When filling out the "Add Parts to Warranty Claim" section, start with **only one search field** and add more information only if needed for best search results.

1. Hover over your name in the top-right corner, then select "Warranty/Returns" from the drop-down menu. On the Warranty/ Returns page, click the "Create Warranty Case" button.



Warranty and Returns > Warranty Case

2. Fill out required fields (Original Reference/PO Number and instructions for our team on how to proceed if the claim is approved or denied).
3. If you select "Return using provided acct #" in the "If Claim is Denied" dropdown, be sure to include Shipping Carrier & Carrier Account Number.

INTERSTATE-McBEE What are you looking for?

Shop by Region

Warranty Case Creation

Customer Details 2

1 Customer Details 2 Log In 3 Fill in Details 4 Add in to Warranty Case 5 Supporting Documents

Sold To #

Name

Contact Phone Number

Email ID

Reference/PO#

If Claim is Approved

If Claim is Denied

WORLD HEADQUARTERS **FLORIDA** **TEXAS** **CALIFORNIA** **NEBRASKA** **FUEL SYSTEMS**
Sales: 800-430-0203 Sales: 849-830-2641 Sales: 800-520-0100 Sales: 884-250-2370 **Interstate Diesel**

Warranty and Returns > Warranty Case

4. Fill out required fields (Engine Model and/or Serial Number).

The screenshot shows the Interstate-McBee website's Warranty Case Creation interface. At the top, there is a search bar with the placeholder text "What are you looking for?". To the right of the search bar are links for "Switch Customer", "My Account", and a shopping cart icon showing "0.00". Below the search bar, there are navigation links: "Shop by Engine", "Contact Us", "About Us", "Quick Order", "Request Quote", and "Save Cart".

The main heading is "Warranty Case Creation". Below this is a progress indicator with five steps: 1. Customer Details, 2. Engine Information (highlighted in blue), 3. Return Details, 4. Add Parts to Warranty Case, and 5. Supporting Documents.

The "Engine Information" section contains the following fields:

- Year:** A dropdown menu with "Select Year" and a small "4" next to it.
- Engine Model/S/N:** A text input field with a red border and a red "x" icon. A green circle with the number "4" is overlaid on the right side of this field.
- ORL - Arrangement NO:** A text input field.
- VIN:** A text input field.

At the bottom right of the form, there are "Back" and "Next" buttons.

The footer contains contact information for various regions:

- WORLD HEADQUARTERS**
- FLORIDA:** Sales: 800-690-0228
- TEXAS:** Sales: 244-835-2841
- CALIFORNIA:** Sales: 909-522-8163
- NEBRASKA:** Sales: 844-290-2375
- FUEL SYSTEMS:** Interstate Diesel

Warranty and Returns > Warranty Case

5. Fill out required fields ("Date in Service" and "Date of Failure" as well as Failure Description).

The screenshot shows the Interstate-McBee website's Warranty Case Creation interface. At the top, there is a search bar with the text "What are you looking for?", a "Switch Customer" button, and a "My Account" dropdown menu. Below the search bar, there are navigation links: "Contact Us", "About Us", "Quick Order", "Request Quote", and "Sales Cart". The main heading is "Warranty Case Creation" with a sub-heading "Failure Details" and a green circle containing the number "5". A progress bar shows five steps: 1. Customer Details, 2. Angle Information, 3. Failure Details (highlighted), 4. Set Date in Warranty Date, and 5. Supporting Documents. The form fields are: "Date in Service" (calendar icon), "Suggested Case" (text input), "Date of Failure" (calendar icon), "Failure Description" (text input), and "Action Taken" (text input). At the bottom right, there are "Back" and "Next" buttons. The footer contains contact information for World Headquarters, Florida, Texas, California, Nebraska, and Fuel Systems.

WORLD HEADQUARTERS	FLORIDA	TEXAS	CALIFORNIA	NEBRASKA	FUEL SYSTEMS
Interstate-McBee 215-261-0015 800-321-4236	Sales: 800-903-4233 Fax: 352-363-6272	Sales: 041-036-2811 Fax: 281-443-0232	Sales: 909-329-0163 Fax: 925-727-3514	Sales: 041-353-2375 Fax: 402-915-0190	Interstate Diesel 4561 Lakeside Trs. Cleveland, OH 44114

Warranty and Returns > Warranty Case

6. Click "Add Parts to Warranty Claim".

INTERSTATE-McBEE What are you looking for? My Account 0.00

Shop by Engine 0.00

Warranty Case Creation

Add Parts to Warranty Claim

Customer Details → Buyer Information → Item Details → **Add Parts to Warranty Claim** → Saving Documents

Add Parts from Past Order (Mandatory)

All warranty claims must include information McBEE provided or directly from your past orders. The "Add Parts to Warranty Claim" button will open a new window where you can update and add these items.

6

Labor Cost

Add Additional Parts(Optional)

If you are claiming additional parts in your claim that were not ordered from Interstate-McBEE, add them to your claim using the fields below. (If any part purchased from Interstate-McBEE, you must use the "Add Parts from Past Order" section above)

Part Number	Quantity	Description	Cost	<input type="button" value="Add"/>
<input type="text" value="Part Number"/>	<input type="text" value="Quantity"/>	<input type="text" value="Description"/>	<input type="text" value="Cost"/>	

Warranty and Returns > Warranty Case

7. In this pop-up, use the available fields to search for your parts (**Tip:** Start with just one search field for best results. If needed, add more search criteria to refine your results).
8. Once results populate, select the correct order, input the quantity, and click “Select” to add the parts to your claim.

1. Locate Parts

Use any combination of the search fields below to browse your previous orders and locate the parts to be included in your case.

Order Number:

Customer PO #:

Submission Date From:

Submission Date Thru:

Item #:

Invoice Number:

2. Add Parts to Case

Select the parts you'd like to add to your case with the checkboxes below. Specify the quantity you'd like to add in the box, then click 'Add to Case'

Quantity	Order Number	Order Date	Part Number	Description	Order Quantity	Price
<input type="checkbox"/> > <input type="text" value="0"/>	1632184	11/02/2021	M-214690	Sealing - Connecting Rod	12	20.44

Page Size:

Warranty and Returns > Warranty Case

9. Upload any relevant documents, such as, ECM Reports, Installation Invoices, Repair Invoices, and Images.
10. Click "Submit" to file your claim. You'll receive a case number upon submission.

The screenshot shows the 'Warranty Case Creation' page on the Interstate-McBee website. The page is titled 'Supporting Documents' and features a progress bar with five steps: 1. Customer Details, 2. Engine Information, 3. Nature Details, 4. Add Parts to Warranty Claim, and 5. Supporting Documents. The current step is 5. Below the progress bar, there is a 'Related Files' section with five rows, each containing a label and a 'Select from your computer' button. The labels are: ECM Report, Installation Invoice, Repair Invoice(s), Pictures, and Additional Documents. A green circle with the number '9' is positioned above the first button. Below the buttons, there is a note: 'All work orders, repair orders, and supporting documents associated with a warranty claim must be either included with returned parts or uploaded with this claim. Please upload any relevant images/documents (max 20MB). Accepted file types: .doc, .docs, .xls, .xlsx, .pdf, .jpg, .bmp, .tif, .png, .tiff, .rtf'. At the bottom right of the form area, there are 'Back' and 'Next' buttons, with a green circle containing the number '10' above the 'Next' button. The footer of the page lists regional contact information for World Headquarters, Florida, Texas, California, Nebraska, and Fuel Systems.

INTERSTATE-McBEE What are you looking for? [Switch Customer](#) [My Account](#) [0.00](#)

[Shop by Engine](#) [Contact Us](#) [About Us](#) [Quick Order](#) [Request Quote](#) [Mail](#) [Saved Carts](#)

Warranty Case Creation

Supporting Documents

1 Customer Details 2 Engine Information 3 Nature Details 4 Add Parts to Warranty Claim 5 Supporting Documents

Related Files

ECM Report:

Installation Invoice:

Repair Invoice(s):

Pictures:

Additional Documents:

All work orders, repair orders, and supporting documents associated with a warranty claim must be either included with returned parts or uploaded with this claim. Please upload any relevant images/documents (max 20MB). Accepted file types: .doc, .docs, .xls, .xlsx, .pdf, .jpg, .bmp, .tif, .png, .tiff, .rtf

WORLD HEADQUARTERS **FLORIDA** **TEXAS** **CALIFORNIA** **NEBRASKA** **FUEL SYSTEMS**

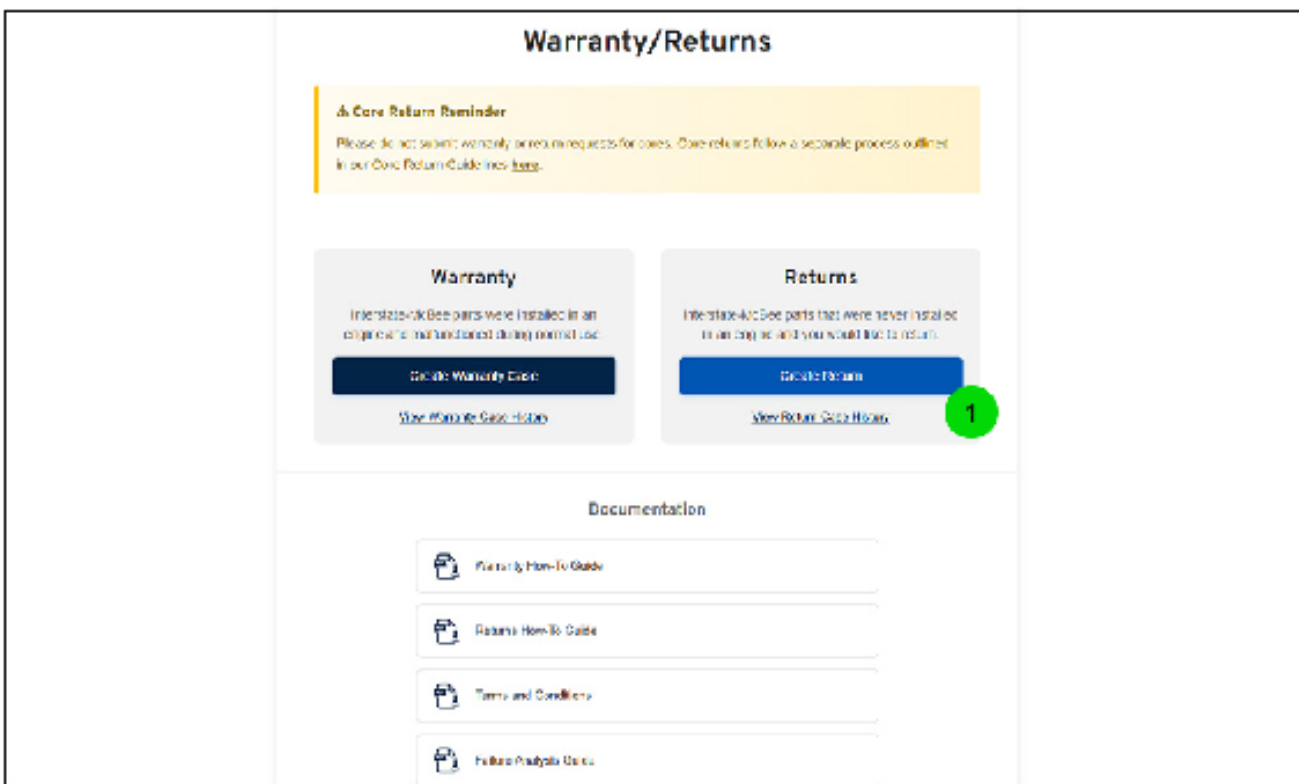
Sales: (800) 692-6228 Sales: (814) 695-3841 Sales: (908) 522-6163 Sales: (404) 356-2375 **Interstate Diesel**

Warranty and Returns > Return Case

Create and submit a returns case online using the instructions below. Once completed, please allow 1-2 business days for RMA paperwork to be processed and sent out to your email address.

Tip: When filling out the "Add Parts Claim" section, start with only one search field and add more information only if needed for best search results.

1. Hover over your name in the top-right corner, then select "Warranty/Returns" from the drop-down menu. On the Warranty/ Returns page, click the "Create Return" button.



The screenshot displays the 'Warranty/Returns' page. At the top, there is a yellow banner with a 'Core Return Reminder' and a link to the 'Core Return Guide'. Below this, there are two main sections: 'Warranty' and 'Returns'. The 'Warranty' section includes a description of parts installed in an engine and a 'Create Warranty Case' button. The 'Returns' section includes a description of parts never installed and a 'Create Return' button, which is highlighted with a green circle and the number '1'. Below these sections is a 'Documentation' area with four links: 'Warranty How-To Guide', 'Returns How-To Guide', 'Terms and Conditions', and 'Return Analysis Guide'.

Warranty and Returns > Return Case

2. Fill out your customer details. (Required: Reference/PO Number and Phone Number).
3. To add your parts to your case, click "Add Parts Claim".

The screenshot shows the 'Return Case Creation' form on the Interstate-McBee website. The form is titled 'Return Case Creation' and 'Customer Details'. It includes several input fields: 'Sold To #' (with a placeholder '117183'), 'Name' (with a placeholder '***BACD-0007**'), 'Contact Phone Number', 'Email ID' (with a placeholder 'jms.colvin@interstate-mcbee.com'), and 'Reference/PO#'. A green circle with the number '2' is placed over the 'Name' field. Below the form, there is a section titled 'Add Parts from Past Order (Mandatory)' with a note: 'All RGA case must include Interstate-McBee parts selected directly from your past orders. The Add Parts Claim button will open a new window where you can locate and add these items.' A blue button labeled 'Add Parts Claim' is highlighted with a green circle and the number '3'. A 'Submit' button is located at the bottom right of the form area. The footer contains contact information for various regions: World Headquarters, Florida, Texas, California, Nebraska, and Fuel Systems.

Return Case Creation
Customer Details

Sold To #
117183

Name
***BACD-0007**

Contact Phone Number

Email ID
jms.colvin@interstate-mcbee.com

Reference/PO#

Add Parts from Past Order (Mandatory)

All RGA case must include Interstate-McBee parts selected directly from your past orders. The Add Parts Claim button will open a new window where you can locate and add these items.

Add Parts Claim

Submit

WORLD HEADQUARTERS
Interstate-McBee
218-501-6115
800-521-4224

FLORIDA
Sales: 800-963-8292
Fax: 904-963-8292

TEXAS
Sales: 800-279-2687
Fax: 201-443-0332

CALIFORNIA
Sales: 800-515-3183
Fax: 323-127-5314

NEBRASKA
Sales: 800-740-7575
Fax: 402-575-3183

FUEL SYSTEMS
Interstate Diesel
4001 Lorain Ave.
Cleveland, OH 44114

Warranty and Returns > Return Case

4. Use the available fields to search for your parts. (**Tip:** Start with just one search field for best results. If needed, add more search criteria to refine your results).
5. Once results populate, select the correct part, enter the quantity, and hit the "Select" button.
6. Hit the "Submit" button. You'll receive a case number upon submission.

1. Locate Parts

Use any combination of the search fields below to narrow your previous orders and locate the parts to be included in your case.

Order Number:

Customer P.O. #:

Submission Date From:

Submission Date To:

Item #:

Invoice Number:

2. Add Parts to Case

Select the quantity and date to add to your case with the checkboxes, enter quantity you will be adding in the box below & Verify Case?

Quantity	Order Number	Order Date	Part Number	Description	Order Quantity	Price
----------	--------------	------------	-------------	-------------	----------------	-------

Submit

Warranty and Returns > Warranty History

See the status of your warranty claim here.

1. Search for a past warranty using the "Case Number", "Item Number" or "RMA / RGA Number".
2. Click on the ">" drop-down icon next to your Case # to view details.

Warranty Inquiry

Sold To #

Submission Date From

Submission Date Thru

Case #

Item #

Case Status

RMA / RGA #

Search

Case #	Item #	Quantity	Original Order #	Case Status	Progress	Submission Date
18928	W-CR3054787	1	101223	Pending	Received	04/15/2024
RMA / RGA # 20476 Customer PO # 1048959			Order # 10Wc 1096 Order # 10Wc 25482			
18514	R-0230570	1	100495	Approved	Complete	07/15/2024
18514	R-SWNET	1	1	Approved	Complete	07/15/2024
18547	R-0251496	1	100497	Partial Approval	Complete	04/02/2024

Warranty and Returns > Return History

See the status of your returns here.

1. Search for a past return using the "Case Number", "Item Number" or "RMA / RGA Number".
2. Click on the ">" drop-down icon next to your Case # to view details.

Return Inquiry

Sold To #

Submission Date From

Submission Date Thru

Case #

Item #

RMA / RGA #

Select Case Status

Search

Case #	Item #	Quantity	Original Order #	Case Status	Progress	Submission Date
10366	M-4518946	1	0	Approved	Complete	05/26/2024
RMA / RGA #: 36296 Customer PO #: 13357			Credit # (OM): 53161 Order # (OM): 20021			
18291	M-85C1566	12	1853934	Approved	Complete	06/26/2024
17671	M-1878089C91	6	1541351	Approved	Complete	04/25/2024
17435	A-1078216321550/CA	1	0	Approved	Complete	04/06/2024

Other > Shopping

New content is being added to the parts catalog daily.

1. Products can be found and added to the cart in several ways such as the search bar at the top of the screen (powered by AI).
2. The full catalog of Interstate-McBee replacement parts can be browsed by starting in the "Shop by OEM" dropdown.
3. Parts categories can be further narrowed down using the category navigation options.

The screenshot displays the Interstate-McBee website's shopping interface. At the top, there is a search bar with the placeholder text "What are you looking for?" and a search icon. To the right of the search bar are links for "My Account" and a shopping cart icon showing 0.00. Below the search bar, there is a "Shop by Engine" dropdown menu with a green circle containing the number 2. To the right of this dropdown are links for "Contact Us", "About Us", "Quick Order", "Request Quote", and "Saved Carts". The main content area is titled "Hardware & Miscellaneous" and features a grid of product categories: "Engine Rebuild Kits", "Fuel Injection", "Gaskets", and "Turbochargers". Below the grid, there is a "Categories" section with a green circle containing the number 3, listing various categories with their respective item counts. The main product listing area shows two items: a "6-Point Head Stud" (M-165579) priced at 41.36 USD and a "Bolt" (M-165579) priced at 0.48 USD. Each item listing includes a small image, a description, a "In Stock" status, and an "Add to Cart" button.

Other > Product Page

New content is being added to the parts catalog daily.

1. Individual product pages contain valuable catalog information as well as detailed kit breakdowns, pictures, videos, catalog references, and more.
2. Your pricing is displayed here along with product availability. (Many kit items can be built on demand, so be sure to call for updated availability on parts that are showing as backordered).
3. Add products to saved lists or share parts pages via social media and email with the buttons at the top right.
4. Any cross reference or superseded numbers will be shown to help make sure you are finding the correct part.

The screenshot shows the product page for a "2nd Piston Ring" (M-216983) on the Interstate-McBee website. The page layout includes a header with the company logo, a search bar, and navigation links. The main content area features the product name, a green callout '1' next to the title, and a large image of the piston ring. To the right, there is a price of 17.00 USD, a green callout '2' next to the price, and a green callout '3' next to the "Add to List" button. Below the price, there is a quantity selector set to 1, an "Add to Cart" button, and a "Check availability at other locations" checkbox. The product description includes "Replacement 2nd Piston Ring for Cummins® NT-N14 Applications", weight (0.41 lbs.), and shipping dimensions (L: 6.45 W: 6.4 H: 1.2). A "Cross Reference" section contains a green callout '4' next to the "OEM Cross References" (216983) and "Superseded/Alternate Numbers" (M-216983R). At the bottom, there are tabs for "Product Information", "References", and "Details".


Other > Product Page

New content is being added to the parts catalog daily.

5. Extra information about the specific part can be found here in the “Product Information” section.
6. Extra information about the specific application can be found here in the “Product Information” section.
7. Extra information about the specific OEM application can be found here in the “Product Information” section.

216983
Superseded/Alternate Numbers:
M-216983R

Product Information **References** **Details**


5 

Ring Sets

New piston ring sets from Interstate-McBee are made from alloy cast iron or steel where required...

[Read More...](#)

[Shop all NT-N14 Pistons >](#)


6 

NT-N14 Applications

These Interstate-McBee replacement parts are compatible with NT/N14 engine applications. The...

[Read More...](#)

[Shop all NT-N14 Replacement Parts >](#)

7 

Cummins® Applications

Interstate-McBee's aftermarket replacement parts for Cummins® applications are engineered ...




[Read More...](#)

[Shop all Cummins® Applications >](#)

Product images and marketing descriptions are provided for informational purposes only and may not accurately depict the actual product. Generic or representative content may be used to illustrate product categories, features, or applications.

WORLD HEADQUARTERS Interstate-McBee 216-881-0015 800-321-4234	FLORIDA Sales: 800-660-6228 Fax: 305-863-6272	TEXAS Sales: 844-836-2841 Fax: 281-443-0202	CALIFORNIA Sales: 800-522-6163 Fax: 323-727-9314	NEBRASKA Sales: 844-250-2375 Fax: 402-975-6160	FUEL SYSTEMS Interstate Diesel 4901 Lakeside Ave. Cleveland, OH 44114
---	--	--	---	---	---

Copyright 2024 Interstate-McBee | All Rights Reserved | Privacy Policy | Terms of Use
© All manufacturer's names are registered trademarks of that respective corporation or entity and do not imply that the item/s are a product of said manufacturer.

Other > Product Page

New content is being added to the parts catalog daily.

8. Under "References" any catalogs, flyers, line cards, etc. can be viewed or downloaded here.

Cross Reference
OEM Cross References:
216983
Superseded/Alternate Numbers:
M-215983R

Product Information **References** **Details**

- 8** Cummins® NT-N14 Catalog [View PDF](#)
- Cummins® Application Reference [View PDF](#)
- All Products Line Card [View PDF](#)

Product images and marketing descriptions are provided for informational purposes only and may not accurately depict the actual product. Generic or representative content may be used to illustrate product categories, features, or applications.

WORLD HEADQUARTERS Interstate-McBee 216-881-0015 800-321-4234	FLORIDA Sales: 800-660-6228 Fax: 305-863-6272	TEXAS Sales: 844-836-2841 Fax: 281-443-0202	CALIFORNIA Sales: 800-522-6163 Fax: 323-727-9314	NEBRASKA Sales: 844-250-2375 Fax: 402-975-6160	FUEL SYSTEMS Interstate Diesel 4901 Lakeside Ave. Cleveland, OH 44114
---	--	--	---	---	---

Copyright 2024 Interstate-McBee | All Rights Reserved | Privacy Policy | Terms of Use
®All manufacturer's names are registered trademarks of that respective corporation or entity and do not imply that the item/s are a product of said manufacturer.

[f](#) [in](#) [yt](#)

Other > Product Page

New content is being added to the parts catalog daily.

9. The “Details” tab gives you even more information about the Condition and Warranty of the part you are viewing.

Shipping Dimensions (in.):
L: 6.45 W: 6.4 H: 1.2

Cross Reference
OEM Cross References:
216983
Superseded/Alternate Numbers:
M-216983R

Product Information References **Details**

9

Condition: New

Warranty: 2 Year

Backed by Our Parts Experts

Product images and marketing descriptions are provided for informational purposes only and may not accurately depict the actual product. Generic or representative content may be used to illustrate product categories, features, or applications.

WORLD HEADQUARTERS Interstate-McBee 216-881-0015 800-321-4234	FLORIDA Sales: 800-660-6228 Fax: 305-853-6272	TEXAS Sales: 844-836-2841 Fax: 281-443-0202	CALIFORNIA Sales: 800-522-6163 Fax: 323-727-9314	NEBRASKA Sales: 844-250-2375 Fax: 402-975-6160	FUEL SYSTEMS Interstate Diesel 4901 Lakeside Ave. Cleveland, OH 44114
---	--	--	---	---	---

Copyright 2024 Interstate-McBee | All Rights Reserved | Privacy Policy | Terms of Use
® All manufacturer's names are registered trademarks of that respective corporation or entity and do not imply that the item/s are a product of said manufacturer.

Facebook LinkedIn YouTube

Other > Checkout Process

You can now see Availability by Branch from the checkout screen for all items in your cart making selecting a shipping branch easy.

1. View real-time inventory for products added to your cart while checking out. Select the “Show Availability by Branch” button to see inventory of these parts at each location.

The screenshot shows the Interstate-McBee checkout page. At the top, there is a search bar and navigation links. The main content area is titled 'Shopping Cart' and contains two items:

Product Name	Product #	Qty	Price	Total
Alternator Belt OH Branch	19-3100141	1	23.92	23.92
Availability by Branch:				
CA Branch	Out of Stock			
IL Branch	1 Units Available			
TX Branch	3 Units Available			
NE Branch	Out of Stock			
Access Drive Support Gearset OH Branch	19-5685614	1	18.27	18.27
Availability by Branch:				
CA Branch	1 Units Available			
IL Branch	4 Units Available			
TX Branch	17 Units Available			
NE Branch	12 Units Available			

On the right side of the cart, there is a 'Subtotal' of 34.09, a 'Continue Checkout' button, and a 'Select Shipping Branch' dropdown menu. A green circle with the number '1' is overlaid on the 'Show Availability by Branch' button for the first item.

Other > Checkout Process

2. Select your preferred shipping branch from the "Select Shipping Branch" dropdown before proceeding to checkout.

The screenshot displays the Interstate-McBee website's shopping cart interface. The cart contains two items:

Product Name	Product ID	Qty	Price	Total
Alternator Belt OH Branch	N-3100141	1	23.82	23.82
CA Branch	Out of Stock			
FL Branch	1 Unit Available			
TX Branch	8 Units Available			
NE Branch	Out of Stock			
Access Drive Support Gearset OH Branch	N-9085514	1	10.27	10.27
CA Branch	10 Units Available			
FL Branch	10 Units Available			
TX Branch	17 Units Available			
NE Branch	18 Units Available			

On the right side of the cart, the subtotal is 34.09. A dropdown menu is open, showing the following options:

- OH Branch - Ohio
- Select Shipping Branch
- CA Branch - California
- FL Branch - Florida
- TX Branch - Texas
- OH Branch - Ohio
- NE Branch - Nebraska
- Ship from Multiple Branch Warehouses

A green circle with the number '2' is placed over the 'OH Branch - Ohio' option in the dropdown menu, indicating the step to select a shipping branch.

Other > Checkout Process

3. Click the pencil icon to add a new ship-to or one time ship-to address.
4. Review all checkout information. ***Note:** "Shipping Method" and "Customer PO #" are required fields to continue to payment.

INTERSTATE-McBEE What are you looking for? Switch Customer My Account 34.09

Shop by Engine [Contact Us](#) [About Us](#) [Quick Order](#) [Request Quote](#) Saved Card

Checkout

Review Payment

Bill to Information

BCE test
550 Lakeside Ave E
Cleveland, OH 44114
United States

Shipping Instructions

No shipping instructions

Total 34.09
Currency: U.S. Dollar

Review Totals

Shippable Product	34.09
Backordered Product	0.00
Subtotal of Products	34.09
Total Freight	Yield
Total Tax	0.00
Total Discount	0.00

Comments

Add Comments

Requested Date: 05/25/2025

Shipment

Shipping Address

BCE test
550 Lakeside Ave E
Cleveland, OH 44114
United States

Shipping Method

Select a Carrier

Source Branch Plant

Interstate-McBee LLC
7400 Oak Leaf Road
Cleveland Village, OH 44116
United States

Customer PO #

Required

[Read Terms and Conditions](#)

[Continue to Payment](#)

Products

Other > Checkout Process

5. Select your preferred payment method to complete your order.

The screenshot shows the Interstate-McBee website's checkout process. At the top, there is a navigation bar with the company logo, a search bar, and links for 'Switch Customer', 'My Account', and a shopping cart icon showing a total of 34.09. Below the navigation bar, there are links for 'Shop by Engine', 'Contact Us', 'About Us', 'Quick Order', 'Request Quote', and 'Saved Carts'. The main content area is titled 'Checkout' and features a progress indicator with two steps: 'Review' (1) and 'Payment' (2). The current step is 'Payment', which is highlighted with a green circle containing the number '5'. The question 'How would you like to pay?' is displayed in red. Three payment options are listed with radio buttons: 'Credit Card Payment', 'Place Order on Hold for CSR Call Back', and 'Place Order on Account'. On the right side, a 'Total' box shows a total of 34.09 in U.S. Dollars. Below this is a 'Review Totals' table with the following items:

Review Totals	
Shippable Product	34.09
Backordered Product	0.00
Subtotal of Products	34.09
Total Freight	TBD
Total Tax	0.00
Total Discount	0.00

At the bottom of the 'Review Totals' box is a 'Place Order' button. The footer of the page contains contact information for various regions: WORLD HEADQUARTERS, FLORIDA, TEXAS, CALIFORNIA, NEBRASKA, and FUEL SYSTEMS.

Other > Quick Order Pad

Enter part numbers into each line or, download our CSV template and then upload your excel file for fast results. You are also able to view Availability by Branch for each product from this page as well.

1. Add product numbers in the provided fields and add more input fields as desired with the Add Line button at the bottom. You may also use your own product numbers that were set up in the Cross Reference Products if you check the box that says, "Use My Product Numbers."
2. If you'd like to import your products via an excel file, use the "Import Order" button.

INTERSTATE-McBEE

What are you looking for?

Search Customer My Account 5.00

Shop by Engine

Contact Us About Us Quick Order Request Quote Saved Carts

Quick Order Pad

Import Order

Use this simple form to order products by product catalog number. Products with an unrecognized number will not be added to the cart.

Use My Product Numbers

+ Add Line Check availability at all locations

Product	Product Search	UOM	Price	Availability	Location	Remove
Product #	<input type="text"/>	1	-	-	-	X
Product #	<input type="text"/>	1	-	-	-	X
Product #	<input type="text"/>	1	-	-	-	X
Product #	<input type="text"/>	1	-	-	-	X
Product #	<input type="text"/>	1	-	-	-	X

Page Size: 15

+ Add Line Check availability at all locations

Clear Add to Cart

Clear Add to Cart

WORLD HEADQUARTERS
Interstate-McBEE

FLORIDA
Sales: 889-868-6236
Fax: 385-868-6272

TEXAS
Sales: 844-238-2841
Fax: 351-441-0022

CALIFORNIA
Sales: 309-523-6183
Fax: 525-727-3514

NEBRASKA
Sales: 844-285-2375
Fax: 402-575-0160

FUEL SYSTEMS
Interstate Diesel
4901 Lubrizol Ave.

Other > Quick Order Pad

3. Click "Check availability at all locations" to view real-time inventory for products at each location.

INTERSTATE-McBEE

What are you looking for?

Switch Customer My Account 0.00

Shop by Engine

Contact Us About Us Quick Order Request Quote Saved Carts

Quick Order Pad Direct Order

Use this simple form to order products by product catalog number. Products with an unrecognized number will not be added to the cart.

Use My Product Numbers

+ Add Line Check availability at all locations 3 Clear Add to Cart

Product	Qty	UOM	Price	Availability	Location	Remove
N-3100141 Alternator Belt	<input type="text" value="1"/>	Each	25.02 USD	In Stock (130)	OH Beach	X
N-368264 Access Drive Support Gasvet	<input type="text" value="1"/>	Each	13.27 USD	In Stock (2574)	OH Beach	X
<input type="text" value="Product #"/>	<input type="text" value="1"/>	-	-	-		X
<input type="text" value="Product #"/>	<input type="text" value="1"/>	-	-	-		X

Page Size: 10

+ Add Line Check availability at all locations Clear Add to Cart

WORLD HEADQUARTERS
Interstate-McBee
216-361-0015

FLORIDA
Sales: 800-690-6228
Fax: 325-883-8272

TEXAS
Sales: 281-695-2831
Fax: 281-443-0030

CALIFORNIA
Sales: 909-522-6162
Fax: 325-727-5314

NEBRASKA
Sales: 404-350-2325
Fax: 402-915-6150

FUEL SYSTEMS
Interstate Diesel
401 Lakeside Ave.
Cleveland, OH 44114

Other > Quick Order Pad

4. View availability per branch for each part added to the Quick Order Pad.

The screenshot displays the Interstate-McBee website's Quick Order Pad interface. A modal window titled "Availability at All Locations" is open, showing the availability of two products across five branches: OH, CA, FL, TX, and NE.

Product	OH Branch	CA Branch	FL Branch	TX Branch	NE Branch
M-3100141 Alternator Belt	1700 Units Available	Backordered	1 Units Available	8 Units Available	Backordered
M-3085614 Access Drive Support Gasket	2174 Units Available	40 Units Available	40 Units Available	127 Units Available	18 Units Available

The background shows the Quick Order Pad with two products added to the cart. The footer contains contact information for various regions:

- WORLD HEADQUARTERS:** Interstate-McBee, (36) 881-3075, (800) 341-9130
- FLORIDA:** Sales: (800) 440-5251, Fax: (904) 285-8272
- TEXAS:** Sales: (804) 291-7541, Fax: (281) 441-8282
- CALIFORNIA:** Sales: (916) 427-8764, Fax: (323) 727-0914
- NEBRASKA:** Sales: (804) 253-2215, Fax: (402) 315-6166
- FUEL SYSTEMS:** Interstate Diesel, 4301 Labadie Ave., Cleveland, OH 44114

Other > Quick Order Pad

5. Enter your part number(s) then click "Add to Cart".
6. If a part is superseded this message will pop-up. Click "View More" then "Check Replacements".

The screenshot displays the Interstate-McBee Quick Order Pad interface. At the top, there is a search bar with the text "What are you looking for?". Navigation links include "Contact Us", "About Us", "Quick Order", "Request Quote", and "Saved Cart". The main heading is "Quick Order Pad" with a sub-link "Import Order". A pink banner indicates "Products we've added to the cart: Summary: 1" and a green circle labeled "6" is positioned next to it. Below the heading, there is a note: "Use this simple form to order products by product code or name. Products with an alternate part number will not be added to the cart." There are checkboxes for "Use My Product Number" and "Check availability at all locations". A table lists products with columns for Product, Qty, UOM, Price, Availability, Location, and Remarks. The first row shows product numbers "N-3602358" and "SS H-3286278" with a green circle labeled "6" next to the product number. Below the table, there is a "Page Size" dropdown set to "15". At the bottom, there are buttons for "Clear" and "Add to Cart". The footer contains contact information for World Headquarters, Florida, Texas, California, Nebraska, and Fuel Systems.

Product	Qty	UOM	Price	Availability	Location	Remarks
N-3602358 SS H-3286278	1	Each	2.30 USD		CH Board	

WORLD HEADQUARTERS
Interstate-McBee
276 881-0010
800-221-4254

FLORIDA
Sales: 904-360-5225
Fax: 904-360-6777

TEXAS
Sales: 944-228-2841
Fax: 281-253-2957

CALIFORNIA
Sales: 909-522-8162
Fax: 909-277-4314

NEBRASKA
Sales: 404-251-2575
Fax: 404-475-2162

FUEL SYSTEMS
Interstate Diesel
4931 Lakeland Ave.
Ovando, OH 4414

Other > Quick Order Pad

7. You can add the replacement part to your cart or a list from here.

The screenshot shows the Interstate-McBee website interface. At the top, there is a navigation bar with the company logo, a search bar, and links for 'Switch Customer', 'My Account', and a shopping cart icon. Below the navigation bar, there are links for 'Shop by Region', 'Contact Us', 'About Us', 'Track Order', and 'Request Quote'. The main content area is titled 'Product Replacements for:' and features a printer icon with the part number 'SSM-3285278' and 'M-323518'. Below this, a 'Water Pump' part is displayed with an image and the part number 'M-3236218'. A green circle with the number '7' is overlaid on the page, indicating the step number.

Other > Request Quote

Skip the back-and-forth. Submit your engine info and let our engine experts deliver the right parts and pricing, straight to your dashboard.

1. Once logged in, click on "Request Quote" in the navigation bar.
2. Select the OEM that you would like to request a quote for.

The screenshot displays the Interstate-McBee website interface. At the top, the logo and navigation menu are visible, including a search bar and links for 'Request Quote'. The main content area is titled 'Request a Quote' and includes the instruction 'Select your OEM below to view our quick quote form.' Below this, there are six engine application categories, each with a representative engine image and a 'Request Quote' button. A green circle with the number '1' is positioned over the 'Request Quote' button for the Caterpillar Applications category. Another green circle with the number '2' is positioned over the 'Request Quote' button for the Massey Applications category. The footer of the page lists various regional offices: WORLD HEADQUARTERS, FLORIDA, TEXAS, CALIFORNIA, NEBRASKA, and FUEL SYSTEMS.

Other > Request Quote

3. Fill out the engine information for your selected OEM and click "Submit".

The screenshot shows the Interstate-McBee website's 'Request Quote' form. The page header includes the company logo, a search bar, and navigation links. The form is titled 'Caterpillar® Quote Form' and is divided into several sections:

- Account Information:** Includes a text input field for 'Account Number' with the value '103120'.
- Contact Information:** Includes text input fields for 'Contact Name' (value: 'Fred Kasper'), 'Phone Number', and 'Email' (value: 'fred.kasper@interstate-mcbee.com').
- Your Address:** Includes text input fields for 'Street Address' (value: '3308 Lakeside Ave E'), 'City' (value: 'Cleveland'), 'State' (value: 'OH'), 'Country' (value: 'United States'), and 'Zip/Postal Code' (value: '44116').
- Caterpillar® Engine Information:** This section is highlighted with a green circle containing the number '3'. It includes text input fields for 'Engine Make' and 'Engine Serial Number'. Below these fields is a label for 'Arrangement Number'.

Other > Custom Cross-Reference Numbers

1. These numbers are unique to your company and will only display when logged in with an account tied to your customer number.
2. To add your custom part numbers, click on the three dots next to "Your Cross Reference Products".

The screenshot shows the Interstate-McBee website interface. At the top, there is a search bar with the text "What are you looking for?". Below the search bar, there are navigation links: "Contact Us", "About Us", "Quick Order", "Request Quote", and "Save Cart". The main section is titled "Your Cross Reference Products" and contains a table with the following data:

Product #	Your Product #	Description	From	To
M-1265207	PG435234578	Fuel System Gasket Set	04/08/0025	12/31/2040
M-7641752	IM874000	Oil Cooler Core	04/08/0025	12/31/2040

At the bottom of the page, there is a footer with contact information for various regions: WORLD HEADQUARTERS, FLORIDA, TEXAS, CALIFORNIA, NEBRASKA, and FUEL SYSTEMS. The footer also includes a copyright notice and social media icons.



INTERSTATE-McBEE



WORLD HEADQUARTERS

7440 Oak Leaf Road
Oakwood Village, OH 44146 U.S.A.
Tel: 216-881-0015
Fax: 216-881-0805
E-mail: sales@interstate-mcbee.com

CALIFORNIA

13137 Artic Circle
Sante Fe Springs, CA 90670 U.S.A.
Tel: 562-356-5414
Fax: 562-926-2452

TEXAS

22755 NW Lake Drive, Bldg #3
Houston, TX 77095 U.S.A.
Tel: 281-645-7168
Fax: 281-443-0202

FLORIDA


9955 NW 58th Street
Doral, FL 33178 U.S.A.
Tel: 305-863-6650
Fax: 305-863-6272

NEBRASKA

6200 Arbor Road
Lincoln, NE 68517 U.S.A.
Tel: 402-417-1059
Fax: 402-975-6160

“Quality Without Compromise”

INTERSTATE-McBEE.COM



**Serving the Diesel and Natural Gas
Industries for Over 75 Years**

AUGUST 2025