



INTERSTATE-McBEE



ONLINE ORDERING

All Features

How-To Guide



AUGUST 2025



INTERSTATE-McBEE



Please contact: Z_OnlineOrdering@interstate-mcbee.com to report issues or request assistance.

TABLE OF CONTENTS

| Account | Your Orders |
|----------------------------|----------------------------|
| Registration ... 3 | Order History ... 23-24 |
| Dashboard ... 4 | Return History ... 25-26 |
| Contacts ... 5 | Quote History ... 27-28 |
| Ship-To ... 6 | Warranty and Returns |
| Payment ... 7 | Warranty Case ... 29-35 |
| Billing Address ... 8 | Return Case ... 36-38 |
| My Profile ... 9 | Warranty History ... 39 |
| Saved Carts ... 10-11 | Return History ... 40 |
| Announcements ... 12 | Other |
| Product List ... 13-14 | Shopping ... 41 |
| Invoices and Payments | Product Page ... 42 |
| Invoice Payment ... 15-16 | Checkout Process ... 43-46 |
| Schedule Payment ... 17-18 | Quick Order Pad ... 47-51 |
| Invoice History ... 19-20 | Request Quote ... 52-53 |
| Payment History ... 21-22 | Filters ... 54 |

Account > Registration

Registration can be handled a number of ways:

- If you have received an email from Interstate-McBee with a registration link, you can activate your account immediately.
- The "Administrator" contact for your company has the ability to register users in the "Contacts" area of their account.
- Otherwise, register here:

<https://orders.interstate-mcbee.com/request-access/>

by providing your customer number and a McBee invoice number.

- Not a customer? Use this page:

<https://interstate-mcbee.com/contact/find-a-sales-rep/>

to find your sales rep to create an account and start ordering.

Note: We currently only work with manufacturers, wholesalers, distributors, and retailers. We do not make individual consumer sales.

Account > Dashboard

Features are based on your account permissions which are set up by your company's administrator.

1. Displays important announcements as well as account information such as recent orders, contacts, shipping address management, payments, and more.
2. The left side panel offers you a full list of site functions available to your account.
3. The dashboard can be customized to your liking using the button next to "My Account".

The screenshot shows the Interstate-McBEE account dashboard. At the top, there is a search bar and navigation links for 'Contact Us', 'About Us', 'Quick Order', and 'Request Quote'. The main content area is divided into several sections: 'New Announcements (1) View All', 'Shopping Cart (0)', 'Recent Orders View All', 'Invoice History View All', 'Open Invoices', 'Wish List (1)', 'Saved Carts (0)', and 'Ship To's (6) View All'. Each section contains a 'No records' message and a 'Continue Shopping' or 'View All' button. A left sidebar menu is visible, with a 'My Account' button highlighted by a green circle with the number 2. A green circle with the number 3 is placed over the 'My Account' button in the top right corner of the dashboard. A green circle with the number 1 is placed over the 'Recent Orders View All' button.

Account > Contacts

Available for the administrator of your company.

1. Click on the three dots to add new users.
2. Click on the pencil icon to edit the selected contact.
3. See status of users (Green=Active / Grey=Inactive).

The screenshot shows the 'Contacts' page in the INTERSTATE-McBEE system. The page header includes the company logo, a search bar, and navigation links. The main content area displays a table of contacts with columns for Name, Email Address, and Default Ship To. The table lists 15 contacts, all with the email address '****@interstate-mcbee.com'. A sidebar on the left provides navigation options for 'My Account', 'Dashboard', 'Orders', and 'Invoices'. Three green circles highlight specific features: 1. A green circle with the number '1' is next to the 'Contacts' header. 2. A green circle with a question mark '?' is next to the 'Add Filter' button. 3. A green circle with the number '3' is next to the 'My Account' sidebar.

| Name | Email Address | Default Ship To |
|-----------|---------------------------|---------------------------|
| Greg C | ****@interstate-mcbee.com | ****@interstate-mcbee.com |
| Adam R | ****@interstate-mcbee.com | ****@interstate-mcbee.com |
| Alex P | ****@interstate-mcbee.com | ****@interstate-mcbee.com |
| Alexis G | ****@interstate-mcbee.com | ****@interstate-mcbee.com |
| Amie D | ****@interstate-mcbee.com | ****@interstate-mcbee.com |
| Danny L | ****@interstate-mcbee.com | ****@interstate-mcbee.com |
| Beth H | ****@interstate-mcbee.com | ****@interstate-mcbee.com |
| Brad W | ****@interstate-mcbee.com | ****@interstate-mcbee.com |
| Erin C | ****@interstate-mcbee.com | ****@interstate-mcbee.com |
| Erin T | ****@interstate-mcbee.com | ****@interstate-mcbee.com |
| Erin C | ****@interstate-mcbee.com | ****@interstate-mcbee.com |
| Carla R | ****@interstate-mcbee.com | ****@interstate-mcbee.com |
| Chuck W | ****@interstate-mcbee.com | ****@interstate-mcbee.com |
| Darlene S | ****@interstate-mcbee.com | ****@interstate-mcbee.com |
| Dan M | ****@interstate-mcbee.com | ****@interstate-mcbee.com |
| Dana K | ****@interstate-mcbee.com | ****@interstate-mcbee.com |

Account > Ship-To

Add and manage Ship-To's for quick checkout.

1. Add new ship-to's (Include your company name, address, zip, city, & state).
2. Manage ship-to's by setting a default for your account.

The screenshot displays the 'My Account' page for Interstate-McBee. The 'Ship To's' section is active, showing a list of shipping addresses. The table below contains the following data:

| Name | Address | City | State | Zip Code | Country | Main Phone |
|-------------------|---------------------|------------------|-------|----------|---------------|---------------|
| ***MCE loc*** | 5300 Lakeside Ave D | Cleveland | OH | 44115 | United States | |
| Interstate-McBee | 4301 Lakeside Ave | Cleveland | OH | 44114 | United States | (216) 8810015 |
| IMCS - Texas | 22755 NW Lake Drive | Cypress | TX | 77053 | United States | (281) 4432002 |
| IMCO - Nebraska | 6200 Arbor Road | Lincoln | NE | 68217 | United States | (404) 2552275 |
| IMCS - Florida | 535 NW 58th Street | Coral | FL | 33178 | United States | (800) 6603222 |
| IMOR - California | 13137 Avoca Circle | Santa Fe Springs | CA | 90671 | United States | (800) 5224314 |

Annotations in the image include a green circle with the number '1' pointing to the 'Ship To's' header, and another green circle with the number '2' pointing to the 'Default' button for the first address in the table.

Account > Payment

Save a card, or multiple, on file for quick checkout.

1. Click on the three dots to add new credit cards.
2. When there are multiple cards added, you can set a default here.

The screenshot displays the 'My Account' page for Interstate-McBee. The 'Credit Cards' section is active, showing a table with one card. The table has columns for Type, Number, Expiration, Name, and Department. A card is listed with Type 'VISA', Number '0001234', Expiration '01/2023', Name 'Interstate McBee', and Department ' '. A green circle with the number '1' highlights the three dots menu icon next to the 'Credit Cards' header. Another green circle with the number '2' highlights the three dots menu icon next to the card entry in the table. The page includes a navigation menu on the left, a search bar at the top, and a shopping cart icon.

| Type | Number | Expiration | Name | Department |
|------|---------|------------|------------------|------------|
| VISA | 0001234 | 01/2023 | Interstate McBee | |

Account > Billing Address

Billing address and other shipping instructions can be added here and will be applied to all orders saving you time during checkout.

1. Add shipping instructions. (ex: UPS account number). This information will show up on every order.
2. Company Preferences can be set here.

Edit Billing Address
Customer # 117393

Account: [Company name] [BACS 2022]

Company Web Site: [Company Web Site]

Address: [1073 Lakeland Ave. E]
[Address 2]

Country: [United States] Zip Code: [44134]
City: [Cleveland] State: [OH]

Shipping Instructions 1
Please, do not exceed 50 characters per field.
[Shipping Instructions]

Company Preferences 2

- Require a Company Purchase Number when placing an order
- Accept back ordered product when placing an order
- Accept similar shipment order

Account > My Profile

Manage your personal account information here.

1. Add/manage contact info, web account preference and phone numbers for ways to be contacted if needed.

The screenshot displays a user's account profile page. On the left is a navigation menu with categories: account, Billing and Payments, New Orders, Renewals & Service, and Other. The main content area is titled 'My Profile' and includes a 'Contact Information' section with fields for Contact Title, Name (First and Last), and Email Address. Below this is the 'Default Shipping To' address. The 'Web Account Preferences' section includes a language dropdown set to 'English' and a checkbox for 'Show Product Cross-Sellings'. The 'Phone Numbers' section has a dropdown for 'Business', input fields for 'Code', 'Number', and 'Ext', and an 'Add' button. A 'Save' button is located at the bottom right of the form area.

Account > Saved Carts

"Saved Carts" is an easy way to shop, save, and come back later when you are ready to checkout.

1. After adding items to your shopping cart, Click the three dots, "Save Cart", and name the cart.

The screenshot shows the Interstate-McBee website's shopping cart interface. At the top, there is a search bar and navigation links for "Switch Customer", "My Account", and "Saved Carts" (with a notification of 2 items). The main content area is titled "Shopping Cart" and features a table of items. A dropdown menu is open over the "Save Cart" option, showing "Save Cart" and "Share by email". To the right, a summary box displays a subtotal of 648.54 and a "Continue Checkout" button. At the bottom, there is a footer with contact information for various regions.

| Product Name | Product # | Qty | Price | Total |
|--|-----------|-----|--------|--------|
| 247 Fuel Pump OH Branch | 1435596 | 1 | 582.07 | 582.07 |
| Axle Drive Support Gasket OH Branch | 1435514 | 1 | 10.27 | 10.27 |
| 6-Pin Head Stud OH Branch | 144004955 | 1 | 45.00 | 45.00 |

Subtotal: 648.54
Currency: U.S. Dollar
Read Terms and Conditions
Continue Checkout
Select Shipping Branch

World Headquarters: 216-321-0015
Florida: 305-659-0223
Texas: 646-335-2841
California: 909-623-6100
Nebraska: 646-230-2575
Fuel Systems: 4401 Lakeview Ave., Cleveland, OH 44114

Account > Saved Carts

2. Save for later or merge with more items when you are ready to check out by clicking the three dots.

INTERSTATE-McBEE

What are you looking for?

Search Customer My Account

Shop by Engine

Contact Us About Us Quick Order Request Quote Saved Cart

Products in Saved Cart 2

This saved cart will be deleted upon retrieval to shopping cart.

Created by Me **John Deere**

Date saved: 06/10/25

Current Saved Cart: 6-10-25

- 24V Fuel Pump**
M-2815005
1 each
- Access Drive Support Gasket**
M-345514
1 each
- 6 Point Head Stud**
M-1950005
1 each

Page Size: 15

Account > Announcements

Stay informed! Any notices or website announcements will be posted here.

1. Click on the envelope icon to see announcements.
2. See important announcements including closures or site maintenance messages.

The screenshot displays the Interstate-McBee website's 'Announcements' page. At the top, there is a navigation bar with the company logo, a search bar, and links for 'Switch Customer', 'My Account', and 'Cart'. Below the navigation bar, there are links for 'Contact Us', 'About Us', 'Quick Order', and 'Request Quote'. The main content area is titled 'Announcements' and includes a search bar and a list of announcements. The first announcement is 'Holiday Closure - Memorial Day' and the second is 'Important Notice: Upcoming Price Adjustment'. The footer contains contact information for various regions: World Headquarters, Florida, Texas, California, Nebraska, and Fuel Systems.

| Region | Sales Phone | Fax Phone |
|--------------------|-------------------|---------------------------------------|
| World Headquarters | 215-881-6575 | 484-391-6334 |
| Florida | 800-663-3228 | 321-362-6277 |
| Texas | 844-836-2841 | 361-443-0010 |
| California | 800-523-6103 | 916-727-9110 |
| Nebraska | 844-201-2375 | 402-365-8160 |
| Fuel Systems | Interstate Diesel | 2901 Lubbock Ave. Cleveland, OH 44114 |

Account > Product List

For repeat purchases, “Product Lists” are a great way to save orders and add them to your cart in just a click.

1. When searching for a part, click “Add to List”, and select a previous list or create a new one.

The screenshot shows the Interstate-McBee website interface. At the top, there is a search bar with the text "What are you looking for?". To the right of the search bar are links for "Guest Customer", "My Account", and a shopping cart icon with a red notification badge. Below the search bar, there are navigation links: "Shop by Engine", "Contact Us", "About Us", "Quick Order", "Request Quote", and "Send Us". The main content area features a product page for a "12V Fuel Pump" (part number 12-100002). The product image is a placeholder box with a camera icon and the text "Photos Coming Soon". To the right of the image, the price is listed as "517.35 USD". Below the price, there is a quantity selector set to "1" and an "Add to Cart" button. The product description includes the title "Replacement Fuel Pump for Cummins® ISB/ISBE Applications" and a detailed paragraph about the pump's performance and compatibility. At the bottom of the page, there are tabs for "References", "Details", and "Videos".

Account > Product List

2. Click the three dots to manage, create new lists, export, and more.
3. Select and add to cart or remove item by checking the box.
4. Toggle between all created lists using this dropdown button.

The screenshot shows the Interstate-McBee website's Product List page. At the top, there is a navigation bar with the company logo, a search bar, and links for 'My Account' and a shopping cart. Below the navigation bar, there are links for 'Shop by Engine', 'Contact Us', 'About Us', 'Quick Order', 'Request Quote', and 'Saved Carts'. The main heading is 'Product List' with a green circle '2' next to it. Below the heading, there is a 'Select a list from:' section with 'Your List' and 'Client List' options. A 'Actions' dropdown menu is set to '2 selected', and a 'Current List:' dropdown is set to 'Test' with a green circle '4' next to it. The product list contains two items: '12V Fuel Pump' (M-4025002, \$362.15 USD) and '24V Fuel Pump' (M-4025005, \$385.30 USD). Both items have a green circle '3' next to their respective 'Add to Cart' buttons. At the bottom right, there is a 'Page Size' dropdown set to '10'. The footer contains contact information for World Headquarters, Florida, Texas, California, Nebraska, and Fuel Systems.

| Region | Sales Phone | Fax Phone |
|--------------------|-------------------|--------------------|
| WORLD HEADQUARTERS | 800-963-6275 | 395-863-6272 |
| FLORIDA | 888-336-2881 | 395-863-6272 |
| TEXAS | 817-443-0302 | 817-443-0302 |
| CALIFORNIA | 909-523-6150 | 909-523-6114 |
| NEBRASKA | 402-335-2315 | 402-335-6190 |
| FUEL SYSTEMS | Interstate Diesel | 4961 Lakeside Ave. |

Invoices and Payments > Invoice Payment

Pay your invoices online in just a few clicks.

1. Select the invoice you want to pay.
2. Continue to review the payment selected.

The screenshot shows the Interstate-McBee website interface. The user is logged in as Jennifer. The main heading is "Payment". A progress bar shows three steps: Selection, Review, and Payment. The "Invoice Due" section contains a table of invoices. A green circle with the number "1" is placed over the "Invoice Payment" link in the left sidebar. Another green circle with the number "2" is placed over the "Continue" button at the top right of the table.

| Company | Invoice # | Invoice Date | Due Date | Order # | Statement # | Open Amount | Gross Amount |
|----------------------|-------------|--------------|------------|------------|-------------|-------------|--------------|
| Interstate-McBee LLC | 1635623-001 | 05/03/2024 | 10/05/2024 | 16-1870007 | 253917 | 67.57 | 67.57 |
| Interstate-McBee LLC | 1635624-001 | 05/03/2024 | 10/05/2024 | 16-1870901 | 253917 | 2,885.51 | 2,885.02 |
| Interstate-McBee LLC | 1635625-001 | 05/03/2024 | 10/05/2024 | 16-1871018 | 253917 | 31.66 | 31.66 |
| Interstate-McBee LLC | 1635626-001 | 05/03/2024 | 10/05/2024 | 16-1871051 | 253917 | 148.56 | 148.56 |
| Interstate-McBee LLC | 1635627-001 | 05/03/2024 | 10/05/2024 | 16-1871012 | 253917 | 1.68 | 1.68 |
| Interstate-McBee LLC | 1635628-001 | 05/03/2024 | 10/05/2024 | 16-1871055 | 253917 | 11.25 | 11.25 |
| Interstate-McBee LLC | 1635629-001 | 05/03/2024 | 10/05/2024 | 16-1871054 | 253917 | 183.55 | 183.55 |
| Interstate-McBee LLC | 1635630-001 | 05/03/2024 | 10/05/2024 | 16-1871055 | 253917 | 251.24 | 251.24 |
| Interstate-McBee LLC | 1635631-001 | 05/03/2024 | 10/05/2024 | 16-1871056 | 253917 | 8.19 | 8.19 |
| Interstate-McBee LLC | 1635632-001 | 05/03/2024 | 10/05/2024 | 16-1871057 | 253917 | 15.50 | 15.50 |

Invoices and Payments > Invoice Payment

3. Review and continue to payment section.

The screenshot shows the Interstate-McBEE website interface. At the top, there is a search bar and navigation links. The main content area is titled 'Payment' and features a table of invoices. A summary box on the right indicates the total amount to charge is \$7.57. A progress indicator at the top right shows three steps: 1. Select, 2. Review, and 3. Pay Now, with step 3 highlighted in green.

| Invoice # | Due Date | Amount to apply | Open Amount |
|---------------|------------|-----------------|-------------|
| 4-1825825-001 | 10/05/2024 | \$7.57 | \$7.57 |

Amount to Charge
Total: \$7.57
Currency: US Dollar
Continue

Progress: 1. Select, 2. Review, 3. Pay Now

Invoices and Payments > Schedule Payment

Schedule payments for invoices in just a few clicks.

1. Select the payment you want to schedule.
2. Continue to review the payment selected.

The screenshot shows the Interstate-McBEE user interface. The main heading is "Schedule Payment". A progress indicator shows three steps: "1. Select", "2. Review", and "3. Confirm". The "Continue" button is highlighted with a green circle labeled "2". In the left sidebar, the "Schedule Payment" link is highlighted with a green circle labeled "1".

| Company # | Invoice # | Invoice Date | Due Date | Order # | Statement # | Open Amount | Gross Amount |
|-------------------------------------|----------------------|----------------|------------|------------|-------------|-------------|--------------|
| 1 total row(s) Clear Header | | | | | | | |
| <input checked="" type="checkbox"/> | Interstate-McBee LLC | ix-1033624-000 | 09/03/2024 | 10/03/2024 | ix-1033624 | 252917 | 252917 |
| <input type="checkbox"/> | Interstate-McBee LLC | ix-1033624-000 | 09/03/2024 | 10/03/2024 | ix-1033624 | 208030 | 208030 |
| <input type="checkbox"/> | Interstate-McBee LLC | ix-1033625-000 | 09/03/2024 | 10/03/2024 | ix-1033625 | 3140 | 3140 |
| <input type="checkbox"/> | Interstate-McBee LLC | ix-1033626-000 | 09/03/2024 | 10/03/2024 | ix-1033626 | 14050 | 14050 |
| <input type="checkbox"/> | Interstate-McBee LLC | ix-1033627-000 | 09/03/2024 | 10/03/2024 | ix-1033627 | 150 | 150 |
| <input type="checkbox"/> | Interstate-McBee LLC | ix-1033628-000 | 09/03/2024 | 10/03/2024 | ix-1033628 | 1120 | 1120 |
| <input type="checkbox"/> | Interstate-McBee LLC | ix-1033629-000 | 09/03/2024 | 10/03/2024 | ix-1033629 | 18050 | 18050 |
| <input type="checkbox"/> | Interstate-McBee LLC | ix-1033630-000 | 09/03/2024 | 10/03/2024 | ix-1033630 | 25124 | 25124 |
| <input type="checkbox"/> | Interstate-McBee LLC | ix-1033631-000 | 09/03/2024 | 10/03/2024 | ix-1033631 | 870 | 870 |
| <input type="checkbox"/> | Interstate-McBee LLC | ix-1033632-000 | 09/03/2024 | 10/03/2024 | ix-1033632 | 1050 | 1050 |
| <input type="checkbox"/> | Interstate-McBee LLC | ix-1033633-000 | 09/03/2024 | 10/03/2024 | ix-1033633 | 14050 | 14050 |

Invoices and Payments > Invoice History

View your invoice history here. Toggle between all invoices or specific ones that are still open. All details are available and can be printed as well.

1. You can filter all of your invoices by order number, invoice number or by date range.
2. Click on Invoice # to view Invoice Detail.
3. Click on the 3 dots for options to view the invoice detail, make payments or download the invoice.

The screenshot displays the 'Invoice History' page on the Interstate-McBEE website. The page features a navigation sidebar on the left, a search bar at the top right, and a main table of invoices. The table has the following columns: Invoice #, Invoice Date, Order #, Customer Ref #, Open Amount, and Gross Amount. The first row of the table shows an invoice with Invoice # 1801296, Invoice Date 03/30/2026, Order # 2000230, Customer Ref # 31125-BVR, Open Amount 330.85, and Gross Amount 330.85 USD. A dropdown menu is open for this invoice, showing options: View Detail, Invoice Details, Payments, Pay Invoice, and Download PDF. Red circles 1, 2, and 3 highlight the search bar, the invoice number, and the dropdown menu respectively.

| Invoice # | Invoice Date | Order # | Customer Ref # | Open Amount | Gross Amount | Currency |
|-----------|--------------|---------|--------------------|-------------|--------------|----------|
| 1801296 | 03/30/2026 | 2000230 | 31125-BVR | 330.85 | 330.85 | USD |
| 1805140 | 03/30/2026 | 2000809 | 34114-... | 435.84 | 435.84 | USD |
| 1805135 | 03/30/2026 | 2003056 | INVOICE(24112,99) | 142.89 | 142.89 | USD |
| 1805144 | 03/30/2026 | 2003044 | 3411050 | 438.63 | 438.63 | USD |
| 1805141 | 03/30/2026 | 2000240 | 4903125-HE 121 | 930.34 | 930.34 | USD |
| 1805138 | 03/30/2026 | 2000152 | MCBS80 NIN/Book | 251.88 | 251.88 | USD |
| 1805134 | 03/30/2026 | 2000205 | 4903125-HE | 5,095.19 | 5,095.19 | USD |
| 1805118 | 03/30/2026 | 2000201 | 5100-810 | 2,337.39 | 2,337.39 | USD |
| 1805117 | 03/30/2026 | 2003000 | NR - WB call 24134 | 1,295.03 | 1,295.03 | USD |
| 1805087 | 03/30/2026 | 1999325 | 2080-DS | 1,540.00 | 1,540.00 | USD |
| 1805073 | 03/30/2026 | 1999940 | INVOICE(242056,99) | 80.84 | 80.84 | USD |
| 1805070 | 03/30/2026 | 1999935 | 5900/851LACE/181 | 150.42 | 150.42 | USD |
| 1805061 | 03/30/2026 | 1999916 | PD 28052 EG | 4.43 | 4.43 | USD |

Invoices and Payments > Invoice History

4. Click on the three dots to add item or items to cart.
5. Tracking information is available on this page and links out directly to the carriers site.
6. Print invoice detail.

The screenshot displays the 'Invoice Detail' page for invoice # RI-1905266-06000. The page includes a sidebar with navigation options, a main content area with invoice details, order details, shipping instructions, tracking information, and a list of products ordered. Green callout boxes highlight specific features: '4' points to the three-dot menu on the 'Invoice Detail' header, '5' points to the tracking information link, and '6' points to the print icon at the bottom right of the 'Products Ordered' section.

Invoice Detail 4

Invoice # RI-1905266-06000
Invoice Date: 06/03/2026
Customer Ref #: 24765-97K

Total 383.45
Product Total 383.45
Total Tax 0.00
Total Freight 0.00
Total Discount 0.00
Currency: US Dollar

Order Detail

| Order # | Shipping Instructions | Customer Ref # | Order Date |
|------------------|-----------------------|----------------|------------|
| 90-2065218-06000 | UPS #01-9812 | 24765-97K | 06/03/2026 |

Tracking Information 5
12669402-04101812

Products Ordered

| | | |
|--|---|--------------------|
| | Exhaust Stud Kit M10X1.5XK Shipped 3 each | Total Price 383.45 |
|--|---|--------------------|

Print 6

Invoices and Payments > Payment History

View your payment history. All payment details can be viewed further, and invoices can be printed as well.

1. On the first page you can Search and Select the order you want to review.
2. If Payment ID is clickable: Click on the payment # (or invoice) to see the detail screen.
3. If Payment ID is not clickable: Click the "[↗]" icon on the right instead.

The screenshot shows the Interstate-McBEE website's Payment History page. The page features a navigation menu on the left, a search bar at the top, and a table of payment records. Red callouts 1, 2, and 3 highlight the search bar, a payment ID, and a print icon respectively.

| Payment ID # | Payment Reference # | Payment Date | Payment Total \$ |
|--------------|---------------------|--------------|------------------|
| T190036 | 43224 | 04/12/2021 | 521.28 USD |
| T190215 | 43193 | 04/12/2021 | 2486.08 USD |
| T171851 | 43142 | 04/05/2021 | 1,185.20 USD |
| T172216 | 43111 | 04/06/2021 | 257.90 USD |
| T190091 | 43055 | 04/07/2021 | 1,083.05 USD |
| T190900 | 43016 | 04/06/2021 | 3261.65 USD |
| T192151 | 42953 | 04/05/2021 | 1,479.48 USD |
| T190523 | 42917 | 04/05/2021 | 1,190.88 USD |
| T191026 | 42873 | 03/31/2021 | 40.28 USD |
| T190196 | 42829 | 03/30/2021 | 523.91 USD |
| T120054 | 42787 | 03/29/2021 | 2,111.84 USD |
| T120205 | 42755 | 03/26/2021 | 249.00 USD |
| T110902 | 42723 | 03/25/2021 | 151.18 USD |
| T112825 | 42683 | 03/24/2021 | 1,276.28 USD |
| T190036 | 42644 | 03/23/2021 | 499.08 USD |
| 1090840 | 42605 | 03/23/2021 | 621,174.90 USD |

Invoices and Payments > Payment History

4. Click on the three dots to add item or items to cart.
5. Print invoice detail.

The screenshot displays the Interstate-McBee website's 'Invoice Detail' page. At the top, there is a search bar and navigation links for 'Contact Us', 'About Us', 'Quick Order', 'Request Quote', and 'Saved Carts'. The main content area is divided into several sections:

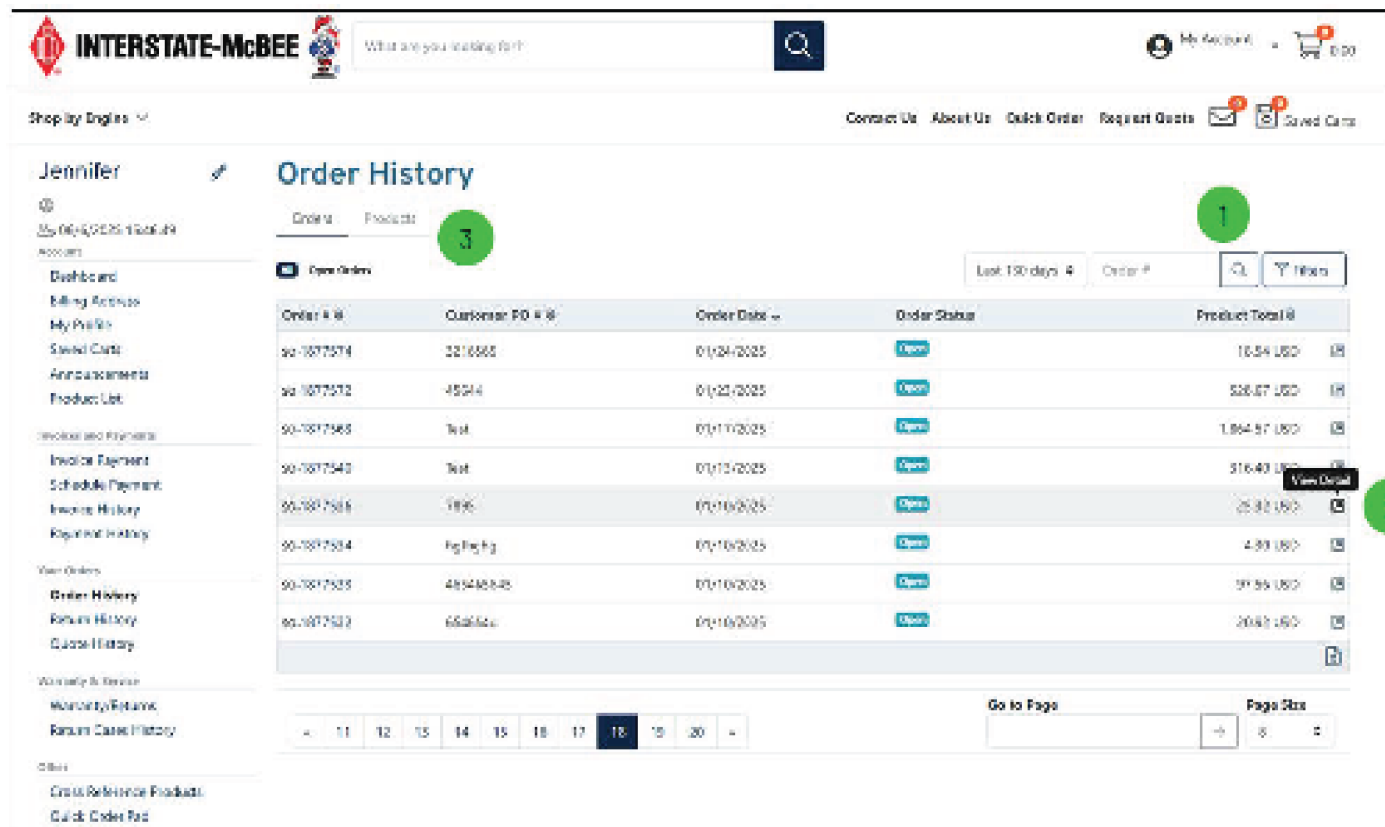
- Invoice Summary:** Shows 'Invoice # RI-198445-06000', 'Invoice Date: 04/04/2021', and 'Customer PO #: 08-0-48227-22681'. A 'Total' box on the right lists: Product Total (15.40), Total Tax (0.00), Total Freight (0.00), Total Discount (0.00), and Currency (US Dollar).
- Order Detail:** A table with columns: Order #, Shipping Instructions, Customer PO #, and Order Date. The row shows: 08-1979121-06000, Called UPS Account #48889170, 08-01-20857-22681, and 04/04/2021.
- Products Ordered:** A list showing 'Oil Pan Gasket' (part number A-44723140321) with a quantity of 1 and a total price of 15.40.

A sidebar on the left contains various account and order management links. A 'Print' button is located at the bottom right of the page.

Your Orders > Order History

View your recent and past orders. On orders that are marked "Open", tracking is available under the order details.

1. Use the search bar or just select from the table to view order details.
2. Click on an order number to open the Order Detail view.
3. You can search by the Order level or by Product level.



The screenshot displays the 'Order History' page for a user named Jennifer. The page features a navigation menu on the left, a search bar at the top, and a table of orders. A 'View Detail' link is highlighted in red, and a '3' in a red circle highlights the 'Orders' tab. A '1' in a red circle highlights the search bar, and a '2' in a red circle highlights the 'View Detail' link.

| Order # | Customer PO # | Order Date | Order Status | Product Total |
|------------|---------------|------------|--------------|---------------|
| 99-1077571 | 3216565 | 01/24/2025 | Open | 16.54 USD |
| 99-1077572 | 45244 | 01/22/2025 | Open | 528.87 USD |
| 99-1077565 | Test | 01/17/2025 | Open | 1,864.97 USD |
| 99-1077540 | Test | 01/15/2025 | Open | 316.40 USD |
| 99-1077516 | 1890 | 01/16/2025 | Open | 25.32 USD |
| 99-1077504 | HgHgHg | 01/16/2025 | Open | 4.99 USD |
| 99-1077525 | 48246848 | 01/16/2025 | Open | 57.95 USD |
| 99-1077523 | 6526526 | 01/16/2025 | Open | 204.57 USD |

Your Orders > Order History

- Tracking numbers for shipped items are listed under the "Tracking Information" section (Tracking numbers are clickable links allowing users to view tracking updates from carrier websites).

The screenshot displays a user's account page for 'Jennifer'. The main content area is titled 'Order Detail' for Order # 50-1877536-06000. It includes sections for 'Bill to Information', 'Shipping Instructions', 'Shipment', 'Shipping Address', 'Shipping Method', and 'Tracking Information'. A 'Total' summary box shows a total of 25.32. A 'Products Ordered' table lists one item: 'DIY Cooler Support Bracket' with a quantity of 1 and a total price of 25.32.

| Description | Product ID | Status | Quantity | Total |
|----------------------------|------------|---------|----------|-------|
| DIY Cooler Support Bracket | 54-2564298 | Shipped | 1 | 25.32 |

Your Orders > Return History

You can see the status of each returned part. You can also print your return label.

1. Use the search bar or just select from the table to view details.
2. Click on an order number to open the Return Detail view.

The screenshot displays the 'Return History' page for user Jennifer. The page includes a navigation menu on the left with options like Dashboard, Billing Address, My Profile, Saved Carts, and Account Management. The main content area features a table of return records. The table has the following data:

| Return # | Order # | Customer PO # | Transaction Date |
|----------|----------|---------------|------------------|
| ov-54636 | PH-28854 | waiting | 04/07/2025 |
| ov-54637 | PH-28854 | waiting | 04/07/2025 |
| ov-54636 | PH-28854 | waiting | 04/07/2025 |
| cb-64670 | N/A | Test CD | 03/08/2023 |
| cb-37833 | N/A | test | 12/06/2021 |

At the top right of the table, there is a search bar labeled 'Return #' and a 'Filters' button. A green circle '1' is positioned above the search bar. On the right side of the table, there is a 'View Detail' button next to the row for Return # cb-64670. A green circle '2' is positioned to the right of this button.

Your Orders > Return History

3. Print a return label.

The screenshot shows the INTERSTATE-McBEE website interface. At the top, there is a navigation bar with the company logo, a search bar, and links for 'Switch Customer', 'My Account', and a shopping cart icon showing '3.00'. Below the navigation bar, there are links for 'Contact Us', 'About Us', 'Quick Order', 'Request Quote', and 'Saved Carts'. The main content area is titled 'Return Detail' and includes a 'Back' link. The return information is as follows:

- Return #**: CO-44674-06000
- Transaction Date**: 02/26/2025
- Customer PO #**: Tair-00
- Reason for Return**: On Hold for CTR Call Back
- From**: ***BCC***, 5200 Lakeside Ave E, Cleveland, OH 44116, US-4415165

A 'Summary' box on the right side of the page displays the following details:

| Summary | |
|------------------|-------------|
| Product Subtotal | 52.50 |
| Tax Collected | 0.00 |
| Total Tax | 0.00 |
| Brown Total | 52.50 |
| Currency | U.S. Dollar |

The 'Returned Products' section shows the original order as 'N/A'. A single product is listed:

- Connecting Rod Bearing** (M-212640)
- Quantity**: 2 Each
- Price**: 25.25
- Total**: 50.50

A green circle with the number '3' is positioned above a 'Print Return Label' button, indicating the current step in the process.

Your Orders > Quote History

View your quote details here. Once status is marked "Ready for Review" you are now able to accept or decline your quote online.

1. Use the search bar or just select from the table to view details.
2. Click on an order number to open the Return Detail view.
3. Quickly view which quotes are ready to review.

The screenshot displays the 'Quote History' page for user Jennifer. The page includes a search bar at the top right and a sidebar menu on the left. The main content area shows a table of quotes with the following data:

| Quote # | Customer PO # | Quote Date | Quote Status |
|-----------|-------------------------|------------|------------------|
| 22-734257 | 0680731102 / 0500033083 | 05-27-2024 | Completed |
| 22-733039 | 51308199 8136 | 05-23-2024 | Ready for Review |
| 22-733471 | 1234 | 05-24-2024 | Ready for Review |
| 22-733008 | 0640741544 | 05-20-2024 | Ready for Review |
| 22-732168 | 23320011 | 05-23-2024 | Cancelled |
| 22-732817 | 3412 | 05-20-2024 | Ready for Review |
| 22-734298 | 1857 | 12-02-2024 | Completed |
| 22-733115 | 4CR80621 128-2526 | 05-23-2024 | Ready for Review |

Your Orders > Quote History

- Using the three dots next to "Quote Detail", you can "Accept" or "Cancel" your quote. Upon accepting a quote, you will be brought to the checkout screen to complete your order.

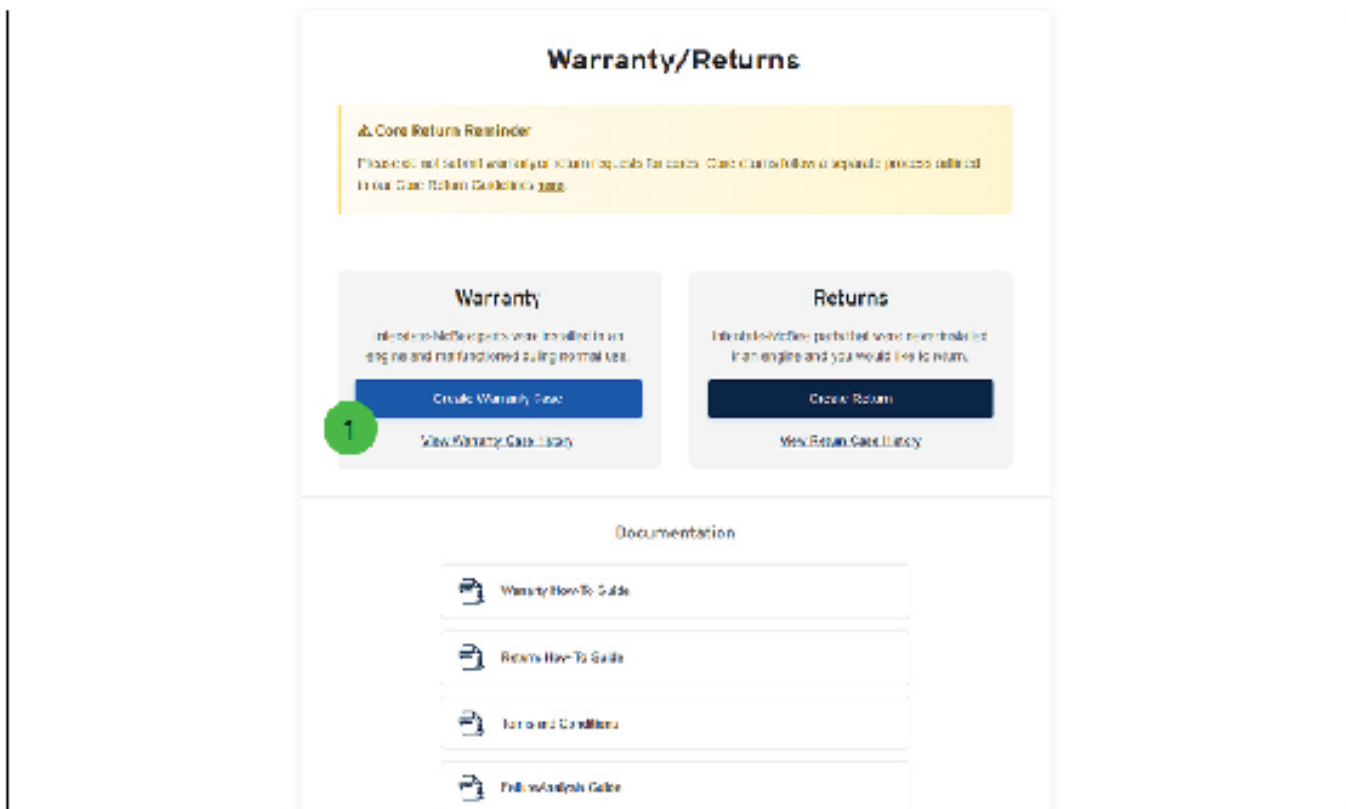
The screenshot displays the INTERSTATE-McBEE website interface. At the top, there is a search bar and navigation links for "My Account" and "Saved Cards". The main content area is titled "Quote Detail" for quote # SQ-7431. A dropdown menu is open next to the title, showing options to "Accept Quote" and "Cancel Quote". The quote details include the date 06/03/2024 and customer PO # HCR0023 | 130-2130. A "Bill to Information" section shows the address: 5300 Lakeside Ave E, Cleveland, OH 44114, United States. A "Total" of 1,750.57 is shown in the top right. Below the quote details, there is a "Shipment" section with a "Shipping Address" field containing the same address as the bill to information. The "Shipping Method" is set to "Flat Rate". A "Comments" section contains the text: "Just to ship via flat rate. Must select flat rate selection." At the bottom, there is a "Products" table with columns for Description, Product #, Status, Quantity, Price, and Total.

Warranty and Returns > Warranty Case

Create and submit a warranty case online using the instructions below. Once completed, please allow 1-2 business days for RMA paperwork to be processed and sent out to your email address.

Tip: When filling out the "Add Parts to Warranty Claim" section, start with **only one search field** and add more information only if needed for best search results.

1. Hover over your name in the top-right corner, then select "Warranty/Returns" from the drop-down menu. On the Warranty/ Returns page, click the "Create Warranty Case" button.



Warranty and Returns > Warranty Case

2. Fill out required fields (Original Reference/PO Number and instructions for our team on how to proceed if the claim is approved or denied).
3. If you select "Return using provided acct #" in the "If Claim is Denied" dropdown, be sure to include Shipping Carrier & Carrier Account Number.

The screenshot shows the Interstate-McBee website's Warranty Case Creation page. The page has a navigation bar with the company logo, a search bar, and links for 'Switch Customer', 'My Account', and a shopping cart. Below the navigation is a 'Shipping Region' dropdown and a 'Contact Us' section with links for 'About Us', 'Track Order', 'Request Quote', and 'Contact Us'. The main heading is 'Warranty Case Creation'. A progress bar shows five steps: 1. Customer Details (highlighted with a green circle and the number 2), 2. Log in Information, 3. File a Claim, 4. Add a Note to Warranty Case, and 5. Report a Decision. The 'Customer Details' section contains several input fields: 'Sold To #' (with value 117725), 'Name' (with value '111 5405 98 8111'), 'Contact Phone Number', 'Email ID' (with value 'jane.tolm@interstate-mcbee.com'), 'Reference/PO#', 'If Claim is Approved' (with a dropdown menu showing 'Select Action'), and 'If Claim is Denied' (with a dropdown menu showing 'Select Action'). A green circle with the number 3 is placed over the 'If Claim is Denied' dropdown. At the bottom of the page is a dark blue footer with contact information for 'WORLD HEADQUARTERS', 'FLORIDA', 'TEXAS', 'CALIFORNIA', 'NEBRASKA', and 'FUEL SYSTEMS'.

Warranty and Returns > Warranty Case

4. Fill out required fields (Engine Model and/or Serial Number).

The screenshot shows the Interstate-McBee website's 'Warranty Case Creation' page. The page features a navigation bar with the company logo, a search bar, and links for 'Switch Customer', 'My Account', and 'Saved Cars'. Below the navigation bar, there is a progress indicator with five steps: 1. Customer Details, 2. Engine Information (current step), 3. Failure Details, 4. Address to Warranty Case, and 5. Supporting Documents. The 'Engine Information' section includes a 'Year' dropdown menu, an 'Engine Model/S/N' text input field with a red border and a green checkmark icon, a 'CPL - Arrangement MO' text input field, and a 'VIN' text input field. At the bottom right of the form, there are 'Back' and 'Next' buttons. The footer contains contact information for various regions: World Headquarters, Florida, Texas, California, Nebraska, and Fuel Systems.

INTERSTATE-McBEE What are you looking for?

Shop by Engine [Contact Us](#) [About Us](#) [Quick Order](#) [Request Quote](#)

Warranty Case Creation

Engine Information

1 Customer Details 2 **Engine Information** 3 Failure Details 4 Address to Warranty Case 5 Supporting Documents

Year
Select Year

Engine Model/S/N

CPL - Arrangement MO

VIN

[Back](#) [Next](#)

WORLD HEADQUARTERS **FLORIDA** Sales: 800-690-0228 **TEXAS** Sales: 844-835-2841 **CALIFORNIA** Sales: 909-522-8163 **NEBRASKA** Sales: 844-250-2575 **FUEL SYSTEMS** Interstate Diesel

Warranty and Returns > Warranty Case

5. Fill out required fields (Date in Service, and "Date of Failure" as well as "Failure Description").

The screenshot shows the Interstate-McBEE website's "Warranty Case Creation" interface. The page is titled "Warranty Case Creation" and is currently on "Step 5: Failure Details". A progress bar at the top right shows five steps: 1. Customer Details, 2. Engine Information, 3. Failure Details (highlighted in green), 4. Set Date in Warranty Date, and 5. Supporting Documents. The main form area contains several input fields:

- Date in Service:** A date picker field with a red border and a calendar icon.
- Suggested Cause:** A text input field.
- Date of Failure:** A date picker field with a red border and a calendar icon.
- Failure Description:** A text input field with a red border and a close icon (X).
- Action Taken:** A text input field.

At the bottom right of the form area, there are "Back" and "Next" buttons. The footer of the page contains contact information for various regions:

| WORLD HEADQUARTERS | FLORIDA | TEXAS | CALIFORNIA | NEBRASKA | FUEL SYSTEMS |
|--|--|--|--|--|--|
| Interstate-McBEE 218-221-0015 888-321-4234 | Sales: 888-923-4233 Fax: 352-263-6272 | Sales: 844-636-2811 Fax: 281-443-0232 | Sales: 952-322-6163 Fax: 952-727-2514 | Sales: 404-253-0275 Fax: 404-215-6150 | Interstate Diesel 4061 Lakewood Ave. Cleveland, OH 44114 |

Warranty and Returns > Warranty Case

6. Click "Add Parts to Warranty Claim".

The screenshot shows the Interstate-McBEE website's 'Warranty Case Creation' interface. At the top, there is a navigation bar with the company logo, a search bar, and links for 'Switch Customer', 'My Account', and 'WCS'. Below this is a secondary navigation bar with 'Shop by Engine', 'Contact Us', 'About Us', 'Quick Order', 'Request Quote', and 'Saved Carts'. The main heading is 'Warranty Case Creation', followed by a sub-heading 'Add Parts to Warranty Claim'. A progress indicator shows five steps: 1. Customer Details, 2. Engine Information, 3. Make Details, 4. Add Parts to Warranty Claim (highlighted with a green circle and the number 6), and 5. Submitting Journal. Below the progress indicator, there are two sections: 'Add Parts from Past Order (Mandatory)' with a note that all warranty claims must include parts and a button 'Add Parts to Warranty Claim' (also highlighted with a green circle and the number 6), and 'Add Additional Parts (Optional)' with a note that parts not purchased from Interstate-McBEE must be added manually. The 'Add Additional Parts' section contains a table with columns for Part Number, Quantity, Description, and Cost, and an 'Add' button.

INTERSTATE-McBEE What are you looking for?

Shop by Engine

Warranty Case Creation

Add Parts to Warranty Claim

Customer Details Engine Information Make Details **Add Parts to Warranty Claim** Submitting Journal

Add Parts from Past Order (Mandatory)

All warranty claims must include parts purchased directly from your past orders. The Add Parts to Warranty Claim button will open a new window where you can update and add those items.

 6

Labor Cost

Add Additional Parts (Optional)

If you are obtaining additional parts in your case that were not ordered from Interstate-McBEE, add them to your case using the fields below. (For any part purchased from Interstate-McBEE, you must use the Add Parts from Past Orders section above.)

| Part Number | Quantity | Description | Cost | <input type="button" value="Add"/> |
|--|---------------------------------------|--|-----------------------------------|------------------------------------|
| <input type="text" value="Part Number"/> | <input type="text" value="Quantity"/> | <input type="text" value="Description"/> | <input type="text" value="Cost"/> | <input type="button" value="Add"/> |

Warranty and Returns > Warranty Case

7. In this pop-up, use the available fields to search for your parts (Tip: Start with just one search field for best results. If needed, add more search criteria to refine your search.
8. Once results populate, select the correct order, input the quantity, and click "Select" to add the parts to your claim.

1. Locate Parts

Use any combination of the search fields below to browse your previous orders and locate the parts to be included in your claim.

Order Number

Customer PO #

Submission Date From

Submission Date Thru

Item #

Invoice Number

2. Add Parts to Case

Select the parts you'd like to add to your case with the checkboxes below. Specify the quantity you'd like to add in the box, then click Add to Case.

| | Quantity | Order Number | Order Date | Part Number | Description | Order Quantity | Price |
|--------------------------|----------------------------------|--------------|------------|-------------|--------------------------|----------------|-------|
| <input type="checkbox"/> | > <input type="text" value="0"/> | 1630184 | 11/02/2021 | 16-214856 | Bearing - Connecting Rod | 12 | 30.44 |

B

Page Size

Select Cancel

Warranty and Returns > Warranty Case

9. Upload any relevant documents, such as ECM Reports, Installation Invoices, Repair Invoices, and Images

10. Click "Submit" to submit your claim. You'll receive a case number upon submission.

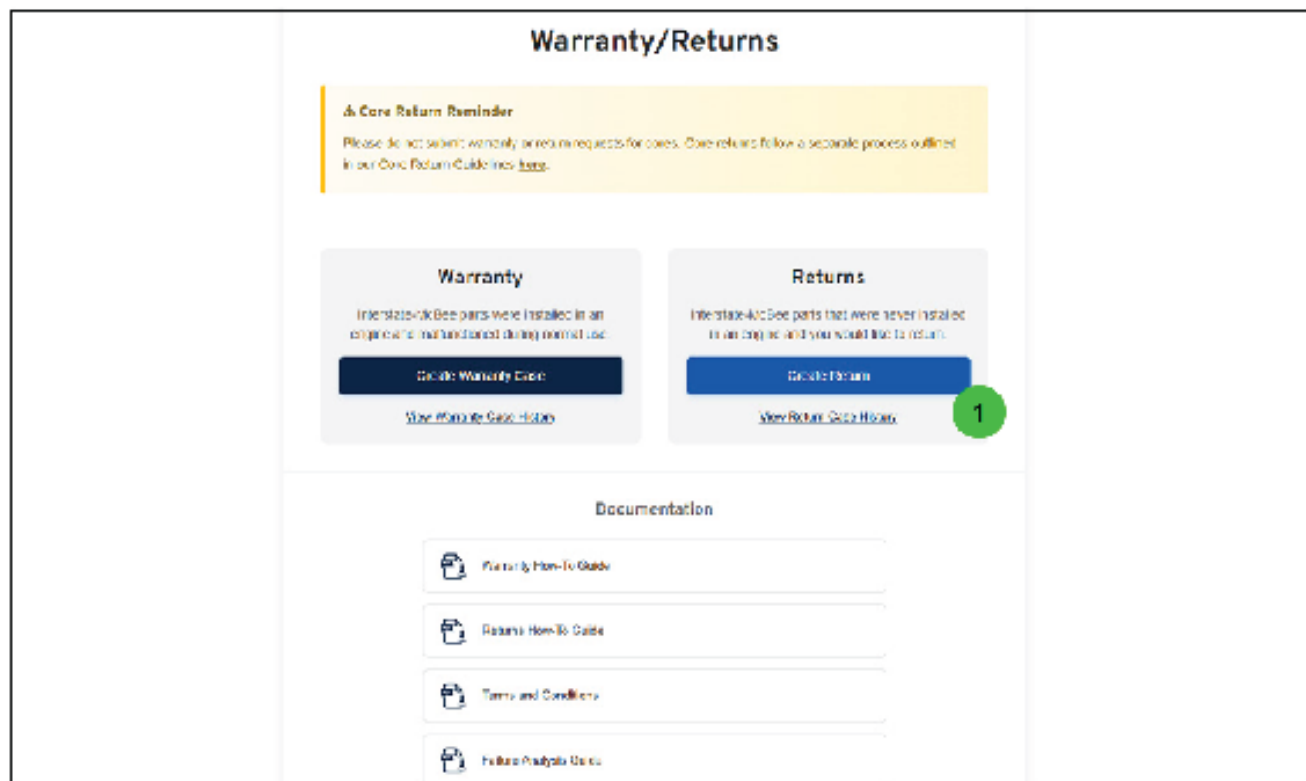
The screenshot shows the 'Warranty Case Creation' interface. At the top, there is a search bar and navigation links for 'Contact Us', 'About Us', 'Quick Order', and 'Request Quote'. The main heading is 'Warranty Case Creation' with a progress indicator showing five steps: 1. Customer Details, 2. Equip. Information, 3. Make Details, 4. Add Parts to Warranty Claim, and 5. Supporting Documents. The current step is 'Supporting Documents', which is highlighted with a green circle containing the number '5'. Below the heading, there is a 'Related Files' section with five rows, each containing a label and a 'Select from your computer' button. The labels are: ECM Report, Installation Invoice, Repair Invoice(s), Pictures, and Additional Documents. Below this section, there is a note: 'All work orders, repair orders, and supporting documents associated with a warranty claim must be either included with returned parts or uploaded with this claim. Please upload any relevant images/documents (max. 20MB). Accepted file types: doc, docx, xls, xlsx, pdf, jpg, jpeg, gif, png, tiff, rtf'. At the bottom right of the form area, there are 'Back' and 'Next' buttons, with a green circle containing the number '10' next to the 'Next' button. The footer contains contact information for various regions: WORLD HEADQUARTERS, FLORIDA (Sales: 888-690-6278), TEXAS (Sales: 864-636-2861), CALIFORNIA (Sales: 866-522-6163), NEBRASKA (Sales: 646-250-2275), and FUEL SYSTEMS (Interstate Diesel).

Warranty and Returns > Return Case

Create and submit a returns case online using the instructions below. Once completed, please allow 1-2 business days for RMA paperwork to be processed and sent out to your email address.

Tip: When filling out the "Add Parts Claim" section, start with only one search field and add more information only if needed for best search results.

1. Hover over your name in the top-right corner, then select "Warranty/Returns" from the drop-down menu. On the Warranty/ Returns page, click the "Create Return" button.



Warranty and Returns > Return Case

2. Fill out your customer details. (Required: Reference/PO Number and Phone Number).
3. To add your parts to your case, click "Add Parts Claim".

The screenshot shows the 'Return Case Creation' form on the Interstate-McBee website. The form is titled 'Return Case Creation' with a green circle containing the number '2' next to it. Below the title is the section 'Customer Details'. It contains several input fields: 'Sold To #' (with a placeholder '12345'), 'Name' (with a placeholder 'INTERSTATE-McBEE'), 'Contact Phone Number', 'Email ID' (with a placeholder 'j.smith@interstate-mcbee.com'), and 'Reference/PO#'. Below the form is a section titled 'Add Parts from Past Order (Mandatory)' in red text. It includes a note: 'All RGA case must include Interstate-McBee parts received directly from your past orders. The Add Parts Claim button will open a new window where you can locate and add these items.' There is a blue button labeled 'Add Parts Claim' with a green circle containing the number '3' next to it, and a 'Submit' button at the bottom right. The footer of the page lists regional offices: WORLD HEADQUARTERS, FLORIDA, TEXAS, CALIFORNIA, NEBRASKA, and FUEL SYSTEMS, each with their respective phone numbers.

Warranty and Returns > Return Case

1. Use the available fields to search for your parts. (**Tip:** Start with just one search field for best results. If needed, add more search criteria to refine your results).
5. Once results populate, select the correct part, enter the quantity, and hit the "Select" button.
6. Hit the "Submit" button. You'll receive a case number upon submission.

1. Locate Parts

Use any combination of the search fields below to browse your previous orders and locate the parts to be included in your case.

Order Number:

Customer PDI #:

Submission Date From:

Submission Date To:

Item #:

Invoice Number:

2. Add Parts to Case

Select the parts you'd like to add to your case with the checkboxes below. Specify the quantity you'd like to add in the "Order Qty" column.

| Quantity | Order Number | Order Date | Part Number | Description | Order Quantity | Price |
|--------------------------|--------------|------------|-------------|-------------|----------------|-------|
| <input type="checkbox"/> | | | | | | |

4 Search **5** Select **6** Submit

WORLD HEADQUARTERS
Interstate Diesel
795 587-1015
800-321-4234

FLORIDA
Sales: (904) 699-0203
Fax: (904) 699-8192

TEXAS
Sales: (941) 320-7591
Fax: (941) 420-3057

CALIFORNIA
Sales: (909) 373-6162
Fax: (916) 271-1612

NEBRASKA
Sales: (402) 253-2215
Fax: (402) 794-6783

FUEL SYSTEMS
Interstate Diesel
4401 Lakeside Drive
Cleveland, OH 44114

Warranty and Returns > Warranty History

See the status of your warranty claim here.

1. Search for a past warranty using the "Case Number", "Item Number" or "RMA / RGA Number".
2. Click on the ">" drop-down icon next to your Case # to view details.

Warranty Inquiry

Sold To #

Submission Date From

Submission Date To

Case #

Item #

Case Status

Select Case Status

RMA / RGA #

Customer PO #

| Case # | Item # | Quantity | Original Order # | Case Status | Progress | Submission Date |
|---------------------|-----------|----------|--------------------|------------------|----------|-----------------|
| 10328 | MCB306707 | 1 | 1012213 | Pending | Received | 06/16/2024 |
| RMA / RGA # 1048953 | | | Order # 10W0 25482 | | | |
| 10514 | R-0210570 | 1 | 1004705 | Approved | Complete | 07/15/2024 |
| 10504 | R-SW987 | 1 | 0 | Approved | Complete | 07/15/2024 |
| 10547 | R-0251496 | 1 | 1004807 | Partial Approval | Complete | 06/25/2024 |

Warranty and Returns > Return History

See the status of your returns here.

1. Search for a past return using the "Case Number", "Item Number" or "RMA / RGA Number".
2. Click on the ">" drop-down icon next to your Case # to view details.

Return Inquiry

Sold To #

Submission Date From

Submission Date Thru

Case #

Item #

RMA / RGA #

Select Case Status

Search

| Case # | Item # | Quantity | Original Order # | Case Status | Progress | Submission Date |
|--|------------------|----------|---|-------------|----------|-----------------|
| 18386 | M-4518946 | 1 | 0 | Approved | Complete | 06/26/2024 |
| RMA / RGA #: 26296 Customer PO #: 13257 | | | Credit # (OM): 53161 Order # (OM): 25021 | | | |
| > 18291 | M-RSC1566 | 12 | 193304 | Approved | Complete | 06/26/2024 |
| > 17671 | M-1878089C91 | 6 | 1941351 | Approved | Complete | 04/23/2024 |
| > 17435 | A-MOR23632554QCA | 1 | 0 | Approved | Complete | 04/06/2024 |

Other > Shopping

New content is being added to the parts catalog daily.

1. Products can be found and added to the cart in several ways such as the search bar at the top of the screen (powered by AI).
2. The full catalog of Interstate-McBee replacement parts can be browsed by starting in the “Shop by OEM” dropdown.
3. Parts categories can be further narrowed down using the category navigation options.

The screenshot shows the Interstate-McBee website interface. At the top, there is a search bar with the text "What are you looking for?" and a magnifying glass icon. To the right of the search bar are links for "My Account" and a shopping cart icon with a "0.00" price tag. Below the search bar, there is a "Shop by Engine" dropdown menu. The main content area is titled "Hardware & Miscellaneous" and features a grid of product categories: "Engine Rebuild Kits", "Fuel Injection", "Gaskets", and "Turbochargers". On the left side, there is a "Categories" sidebar with a list of sub-categories: "Engine Rebuild Kits (24)", "Fuel Injection (24)", "Gaskets (20)", "Turbochargers (8)", "Cams and Valve Trains (18)", and "Miscellaneous". The main product list shows two items: "6-Point Head Stud" (part number 14-1002904003) priced at 41.36 USD and "Bolt" (part number 14-100579) priced at 0.48 USD. Each product listing includes a small image, a quantity selector (set to 1), and an "Add to Cart" button.

Other > Product Page

New content is being added to the parts catalog daily.

1. Individual product pages contain valuable catalog information as well as detailed kit breakdowns, pictures, videos, catalog references, and more.
2. Your pricing is displayed here along with product availability. (Many kit items can be built on demand, so be sure to call for updated availability on parts that are showing as backordered).
3. Add products to saved lists or share parts pages via social media and email with the buttons at the top right.
4. Any cross reference or superseded numbers will be shown to help make sure you are finding the correct part.

The screenshot shows the Interstate-McBee website interface for a product page. At the top, there is a search bar with the text "What are you looking for?" and a magnifying glass icon. To the right of the search bar are links for "Switch Customer", "My Account", and a shopping cart icon with a "0.00" price tag. Below the search bar, there are navigation links: "Shop by Engine", "Contact Us", "About Us", "Quick Order", "Request Quote", and "Saved Carts". The main content area features the product title "2nd Piston Ring" with a green circle containing the number "1" next to it. Below the title is the part number "M-216983". To the right of the title is an "Add to List" button with a green circle containing the number "3" and social media sharing icons for Facebook, LinkedIn, and Email. Below the title is a large image of three piston rings. To the right of the image is a price tag of "17.00 USD" with a green circle containing the number "2" next to it. Below the price tag are the following details: "In Stock (3229 Each)", "Check availability at other locations", a quantity selector set to "1", and an "Add to Cart" button. Below these details is a "Cross Reference" section with a green circle containing the number "4" next to it. The "Cross Reference" section lists "OEM Cross References: 216983" and "Superseded/Alternate Numbers: M-216983R". At the bottom of the page, there are three tabs: "Product Information", "References", and "Details".


Other > Product Page

New content is being added to the parts catalog daily.

5. Extra information about the specific part can be found here in the “Product Information” section.
6. Extra information about the specific application can be found here in the “Product Information” section.
7. Extra information about the specific OEM application can be found here in the “Product Information” section.

216983
Superseded/Alternate Numbers:
M-216983R

[Product Information](#) [References](#) [Details](#)


5 

Ring Sets

New piston ring sets from Interstate-McBee are made from alloy cast iron or steel where required...

[Read More...](#)

[Shop all NT-N14 Pistons >](#)


6 

NT-N14 Applications

These Interstate-McBee replacement parts are compatible with NT/N14 engine applications. The...

[Read More...](#)

[Shop all NT-N14 Replacement Parts >](#)

7 

Cummins® Applications

Interstate-McBee's aftermarket replacement parts for Cummins® applications are engineered ...

[Read More...](#)

[Shop all Cummins® Applications >](#)

Product images and marketing descriptions are provided for informational purposes only and may not accurately depict the actual product. Generic or representative content may be used to illustrate product categories, features, or applications.

| | | | | | |
|---|--|--|---|---|---|
| WORLD HEADQUARTERS Interstate-McBee 216-881-0015 800-321-4234 | FLORIDA Sales: 800-660-6228 Fax: 305-863-6272 | TEXAS Sales: 844-836-2841 Fax: 281-443-0202 | CALIFORNIA Sales: 800-522-6163 Fax: 323-727-9314 | NEBRASKA Sales: 844-250-2375 Fax: 402-975-6160 | FUEL SYSTEMS Interstate Diesel 4901 Lakeside Ave. Cleveland, OH 44114 |
|---|--|--|---|---|---|

Copyright 2024 Interstate-McBee | All Rights Reserved | Privacy Policy | Terms of Use
® All manufacturer's names are registered trademarks of that respective corporation or entity and do not imply that the items are a product of said manufacturer.

[Facebook](#) [LinkedIn](#) [YouTube](#)

Other > Product Page


New content is being added to the parts catalog daily.

- Under "References" any catalogs, flyers, line cards, etc. can be viewed or downloaded here.

Cross Reference
OEM Cross References:
216983
Superseded/Alternate Numbers:
M-216983R


Product Information **References** Details

8




Cummins® NT-N14 Catalog

[View PDF](#)



Cummins® Application Reference

[View PDF](#)



All Products Line Card

[View PDF](#)

Product images and marketing descriptions are provided for informational purposes only and may not accurately depict the actual product. Generic or representative content may be used to illustrate product categories, features, or applications.

| | | | | | |
|---|--|--|---|---|---|
| WORLD HEADQUARTERS Interstate-McBee 216-881-0015 800-321-4234 | FLORIDA Sales: 800-660-6228 Fax: 305-863-6272 | TEXAS Sales: 844-836-2841 Fax: 281-443-0202 | CALIFORNIA Sales: 800-522-6163 Fax: 323-727-9314 | NEBRASKA Sales: 844-250-2375 Fax: 402-975-6100 | FUEL SYSTEMS Interstate Diesel 4901 Lakeside Ave. Cleveland, OH 44114 |
|---|--|--|---|---|---|

Copyright 2024 Interstate-McBee | All Rights Reserved | [Privacy Policy](#) | [Terms of Use](#)
*All manufacturer's names are registered trademarks of that respective corporation or entity and do not imply that the item's are a product of said manufacturer.

[f](#) [in](#) [yt](#)

Other > Product Page

New content is being added to the parts catalog daily.

9. The “Details” tab gives you even more information about the Condition and Warranty of the part you are viewing.

Shipping Dimensions (in.):
L: 6.45 W: 6.4 H: 1.2

Cross Reference
OEM Cross References:
216983
Superseded/Alternate Numbers:
M-216983R

Product Information References **Details**

9

Condition: New

Warranty: 2 Year

Backed by Our Parts Experts

Product images and marketing descriptions are provided for informational purposes only and may not accurately depict the actual product. Generic or representative content may be used to illustrate product categories, features, or applications.

| | | | | | |
|---|--|--|---|---|---|
| WORLD HEADQUARTERS Interstate-McBee 216-881-0015 800-321-4234 | FLORIDA Sales: 800-660-6228 Fax: 305-853-6272 | TEXAS Sales: 844-836-2841 Fax: 281-443-0202 | CALIFORNIA Sales: 800-522-6163 Fax: 323-727-9314 | NEBRASKA Sales: 844-250-2375 Fax: 402-975-6160 | FUEL SYSTEMS Interstate Diesel 4901 Lakeside Ave. Cleveland, OH 44114 |
|---|--|--|---|---|---|

Copyright 2004 Interstate-McBee | All Rights Reserved | Privacy Policy | Terms of Use
© All manufacturer's names are registered trademarks of that respective corporation or entity and do not imply that the item/s are a product of said manufacturer.

f in y

Other > Product Page

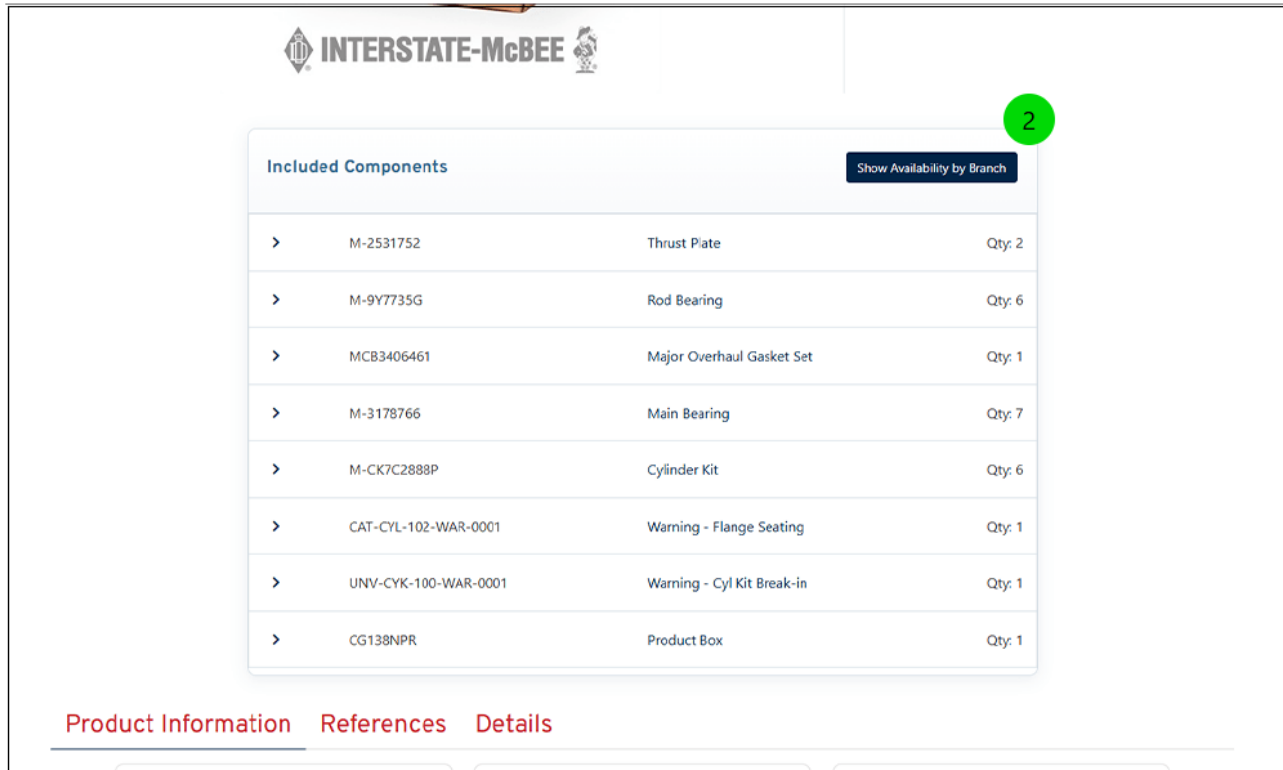
For kits with an Included Components list, you can now view availability of each sub-component by branch to determine where it can be built and shipped to without needing to call in for conformation.

1. For kits with an Included Components list, you can now view availability of each sub-component by branch to determine where it can be built and shipped to without needing to call in for conformation.

The screenshot shows the Interstate-McBee website interface for a product page. At the top, there is a search bar with the text "What are you looking for?" and a magnifying glass icon. To the right of the search bar are links for "My Account" and a shopping cart icon with a "0.00" price tag. Below the search bar is a navigation menu with "Shop by Engine" (with a dropdown arrow), "Contact Us", "About Us", "Quick Order", "Request Quote", and "Saved Carts" (with a notification icon). The main content area features a breadcrumb trail: "Home / Shop by Engine / Caterpillar® / 3406E/C15/C16 / Engine Rebuild Kits". The product title is "Engine Overhaul Kit" with the part number "MCOH7C2888" below it. A "Call for Stock" badge is visible in the top left of the product area. To the right of the title are social media icons for Facebook, LinkedIn, and Twitter, along with an "Add to List" button. The product image is a cardboard box with a camera icon and the text "Photos Coming Soon". Below the image is the Interstate-McBee logo. To the right of the image, the price is listed as "3,913.06 USD". Below the price, there are two checkboxes: "In Stock (1 Each)" (checked) and "Check availability at other locations". A quantity selector shows "1" in a box, followed by the word "Each" and an "Add to Cart" button. Below this, the product description reads: "Replacement Engine Overhaul Kit for Caterpillar® 3406E/C15/C16 Applications" and "3406E/SEK". At the bottom of the page, there is a section titled "Included Components" with a "Show Availability by Branch" button. A green circle with the number "1" is overlaid on the bottom left of the screenshot.

Other > Product Page

2. Hit the "Show Availability by Branch" button to view all locations.



The screenshot displays the INTERSTATE-McBEE product page. At the top, the company logo is visible. Below it, the 'Included Components' section is highlighted with a green circle containing the number '2'. This section contains a table with the following data:

| Included Components | | | Show Availability by Branch |
|---------------------|----------------------|----------------------------|-----------------------------|
| > | M-2531752 | Thrust Plate | Qty: 2 |
| > | M-9Y7735G | Rod Bearing | Qty: 6 |
| > | MCB3406461 | Major Overhaul Gasket Set | Qty: 1 |
| > | M-3178766 | Main Bearing | Qty: 7 |
| > | M-CK7C2888P | Cylinder Kit | Qty: 6 |
| > | CAT-CYL-102-WAR-0001 | Warning - Flange Seating | Qty: 1 |
| > | UNV-CYK-100-WAR-0001 | Warning - Cyl Kit Break-in | Qty: 1 |
| > | CG138NPR | Product Box | Qty: 1 |

Below the table, there are three tabs: 'Product Information' (which is selected), 'References', and 'Details'.

Other > Product Page

3. Availability by branch populates in real time to help you select the best shipping location.

| | | | |
|-----------|----------------------|----------------------------|--------|
| ▼ | M-CK7C2888P | Cylinder Kit | Qty: 5 |
| CA Branch | 13 Units Available | 3 | |
| FL Branch | 12 Units Available | | |
| TX Branch | 10 Units Available | | |
| OH Branch | 59 Units Available | | |
| NE Branch | 8 Units Available | | |
| ▼ | CAT-CYL-102-WAR-0001 | Warning - Flange Seating | Qty: 1 |
| CA Branch | Backordered | | |
| FL Branch | 833 Units Available | | |
| TX Branch | 1512 Units Available | | |
| OH Branch | Backordered | | |
| NE Branch | 716 Units Available | | |
| ▼ | UNV-CYK-100-WAR-0001 | Warning - Cyl Kit Break-in | Qty: 1 |
| CA Branch | 2121 Units Available | | |
| FL Branch | 804 Units Available | | |
| TX Branch | 5241 Units Available | | |
| OH Branch | Backordered | | |
| NE Branch | 716 Units Available | | |

Other > Checkout Process

You can now see Availability by Branch from the checkout screen for all items in your cart making selecting a shipping branch easy.

1. View real-time inventory for products added to your cart while checking out. Select the "Show Availability by Branch" button to see inventory of these parts at each location.

The screenshot displays the Interstate-McBEE checkout interface. At the top, there is a search bar with the text "What are you looking for?", a search icon, and user account options like "Switch Customer" and "My Account". Below the search bar, there are navigation links: "Shop by Engine", "Contact Us", "About Us", "Check Order", "Request Quote", and "Saved Carts".

The main section is titled "Shopping Cart" and contains a table with the following columns: Product Name, Product #, Qty, Price, and Total. There are two items in the cart:

| Product Name | Product # | Qty | Price | Total |
|---|------------|-----|-------|-------|
| Alternator Bell OH Branch | 19-3120141 | 1 | 23.52 | 23.52 |
| Access Drive Support Gearset OH Branch | 19-5555514 | 1 | 18.27 | 18.27 |

Below each item, there is a "Show Availability by Branch" button. For the Alternator Bell, the availability is shown for CA, FL, TX, and NE branches. For the Access Drive Support Gearset, the availability is also shown for CA, FL, TX, and NE branches.

On the right side of the cart, there is a summary box with the following information:

- Subtotal: 34.09
- Currency: U.S. Dollar
- Read Terms and Conditions
- Continue Checkout
- Select Shipping Branch

Other > Checkout Process

2. Select your preferred shipping branch from the "Select Shipping Branch" dropdown before proceeding to checkout.

The screenshot shows the Interstate-McBee website's checkout process. The main content area is titled "Shopping Cart" and contains two items:

| Product Name | Product ID | Qty | Price | Total |
|--|------------|-----|-------|-------|
| Alternator Belt OH Branch | N-310014 | 1 | 23.02 | 23.02 |
| Access Drive Support Gasket OH Branch | N-3085014 | 1 | 10.27 | 10.27 |

Below each item, there are branch availability options:

- For the Alternator Belt: CA Branch (In Stock), FL Branch (1 Unit Available), TX Branch (8 Units Available), NE Branch (Backorder).
- For the Access Drive Support Gasket: CA Branch (All Units Available), FL Branch (40 Units Available), TX Branch (10 Units Available), NE Branch (18 Units Available).

A dropdown menu for "Select Shipping Branch" is open, showing the following options:

- OH Branch - Ohio
- CA Branch - California
- FL Branch - Florida
- TX Branch - Texas
- OH Branch - Ohio
- NE Branch - Nebraska
- Ship from Multiple Branch Warehouses

A green circle with the number "2" highlights the dropdown menu. The "Continue Checkout" button is visible below the dropdown.

Other > Checkout Process

3. Click the pencil icon to add a new ship-to or one time ship-to address.
4. Review all checkout information. ***Note:** "Shipping Method" and "Customer PO #" are required fields to continue to payment.

INTERSTATE-McBEE What are you looking for?

Shop by Region

Checkout

Review Payment

Bill to Information

BCE-Int
500 Lakeside Ave E
Cleveland, OH 44114
United States

Shipping Instructions

No shipping instructions

Comments

Add Comments

Required Date: 05/05/2025

Shipment

3

Shipping Address

BCE-Int
500 Lakeside Ave E
Cleveland, OH 44114
United States

Shipping Method

4

Required

Source Branch Plant

Interstate-McBEE LLC
7400 Oak Leaf Road
Cleveland Village, OH 44116
United States

Products

Total

34.09
Currency: U.S. Dollar

| Review Totals | |
|----------------------|-------|
| Shippable Product | 34.09 |
| Backordered Product | 0.00 |
| Subtotal of Products | 34.09 |
| Total Freight | 0.00 |
| Total Tax | 0.00 |
| Total Discount | 0.00 |

Customer PO #

Required

Other > Checkout Process

5. Select your preferred payment method to complete your order.

The screenshot shows the Interstate-McBee website's checkout page. At the top, there is a navigation bar with the company logo, a search bar, and links for 'Switch Customer', 'My Account', and a shopping cart icon showing a total of 34.09. Below the navigation bar, there are links for 'Shop by Engine', 'Contact Us', 'About Us', 'Quick Order', 'Request Quote', and 'Saved Carts'. The main content area is titled 'Checkout' and features a progress indicator with two steps: 'Review' and 'Payment', with 'Payment' being the current step. The question 'How would you like to pay?' is displayed in red, with a green circle containing the number '5' next to it. Three payment options are listed with radio buttons: 'Credit Card Payment', 'Place Order on Hold for ESR Call Back', and 'Place Order on Account'. On the right side, a 'Total' box shows a total of 34.09 in U.S. Dollars. Below this is a 'Review Totals' table with the following items:

| Review Totals | |
|----------------------|-------|
| Shippable Product | 34.09 |
| Backordered Product | 0.00 |
| Subtotal of Products | 34.09 |
| Total Freight | TBD |
| Total Tax | 0.00 |
| Total Discount | 0.00 |

A 'Place Order' button is located at the bottom of the 'Review Totals' box. The footer of the page contains contact information for various regions: WORLD HEADQUARTERS, FLORIDA, TEXAS, CALIFORNIA, NEBRASKA, and FUEL SYSTEMS.

Other > Quick Order Pad

Enter part numbers into each line or, download our CSV template and then upload your excel file for fast results. You are also able to view Availability by Branch for each product from this page as well.

1. Add product numbers in the provided fields and add more input fields as desired with the Add Line button at the bottom. You may also use your own product numbers that were set up in the Cross Reference Products if you check the box that says, "Use My Product Numbers."
2. If you'd like to import your products via an excel file, use the "Import Order" button.

INTERSTATE-McBEE

What are you looking for?

Search Customer My Account

Shop by Region

Contact Us About Us Quick Order Request Quote

Quick Order Pad Import Order

Use this page to create order products by product catalog number. Products with an unrecognized number will be added to the cart.

Use My Product Numbers

Add Line Check availability at all locations

| Product | Product Search | UOM | Price | Availability | Location | Remove |
|-----------|----------------|-----|-------|--------------|----------|--------|
| Product # | 1 | - | - | - | | x |
| Product # | 1 | - | - | - | | x |
| Product # | 1 | - | - | - | | x |
| Product # | 1 | - | - | - | | x |
| Product # | 1 | - | - | - | | x |

Page Size 15

Add Line Check availability at all locations

Clear Add to Cart

WORLD HEADQUARTERS
Interstate-McBee

FLORIDA
Sales: 889-868-6236
Fax: 385-868-0372

TEXAS
Sales: 844-238-2841
Fax: 261-441-0032

CALIFORNIA
Sales: 209-523-6185
Fax: 525-727-0514

NEBRASKA
Sales: 844-250-2575
Fax: 402-315-3160

FUEL SYSTEMS
Interstate Diesel
4001 Lubrizol Ave.

Other > Quick Order Pad

3. Click "Check availability at all locations" to view real-time inventory for products at each location.

INTERSTATE-McBEE

What are you looking for?

Switch Customer My Account 0.00

Shop by Engine

Contact Us About Us Quick Order Request Quote Saved Carts

Quick Order Pad

Use this simple form to order products by product catalog number. Products with an unrecognized number will not be added to the cart.

Use My Product Numbers

+ Add Line Check availability at all locations **3** Clear Add to Cart

| Product | Qty | UOM | Price | Availability | Location | Remove |
|---|-----|------|-----------|-----------------|----------|--------|
| N-3100141 Alternator Belt | 1 | Each | 23.62 USD | In Stock (130) | OH Beach | X |
| N-3587614 Access Drive Support Caswet | 1 | Each | 19.27 USD | In Stock (2974) | OH Beach | X |
| Product # | 1 | - | - | - | | X |
| Product # | 1 | - | - | - | | X |

Page Size: 15

+ Add Line Check availability at all locations Clear Add to Cart

WORLD HEADQUARTERS
Interstate-McBee
211-301-0075

FLORIDA
Sales: 800-660-6228
Fax: 321-883-6272

TEXAS
Sales: 281-636-2831
Fax: 281-443-0030

CALIFORNIA
Sales: 909-522-6163
Fax: 257-727-5314

NEBRASKA
Sales: 404-290-2325
Fax: 402-975-6190

FUEL SYSTEMS
Interstate Diesel
4001 Labadie Ave.
Cleveland, OH 44138

Other > Quick Order Pad

4. View availability per branch for each part added to the Quick Order Pad.

The screenshot displays the 'Quick Order Pad' interface for Interstate-McBee. A modal window titled 'Availability at All Locations' is open, showing the availability of two products across five branches: OH, CA, FL, TX, and NE. The first product, 'M-3100141 | A sensor Belt', has '1700 Units Available' in OH, 'Out of Stock' in CA, '1 Units Available' in FL, '8 Units Available' in TX, and 'Out of Stock' in NE. The second product, 'M-3081414 | Access Drive Support Gasket', has '1212 Units Available' in OH, '43 Units Available' in CA, '43 Units Available' in FL, '17 Units Available' in TX, and '18 Units Available' in NE. The background shows the main interface with a 'Quick Order Pad' section, a 'Product' list, and a footer with contact information for various regions.

| Product | OH Branch | CA Branch | FL Branch | TX Branch | NE Branch |
|---|----------------------|--------------------|--------------------|--------------------|--------------------|
| M-3100141 A sensor Belt | 1700 Units Available | Out of Stock | 1 Units Available | 8 Units Available | Out of Stock |
| M-3081414 Access Drive Support Gasket | 1212 Units Available | 43 Units Available | 43 Units Available | 17 Units Available | 18 Units Available |

WORLD HEADQUARTERS
Interstate-McBee
216-281-3075
680-321-0131

FLORIDA
Sales: 888-446-5251
Fax: 904-865-8272

TEXAS
Sales: 802-291-5541
Fax: 281-441-8182

CALIFORNIA
Sales: 909-527-8766
Fax: 323-727-0114

NEBRASKA
Sales: 800-523-2315
Fax: 402-315-6166

FUEL SYSTEMS
Interstate Diesel
4001 Lakeside Ave.
Cleveland, OH 44114

Other > Quick Order Pad

5. Enter your part number(s) then click "Add to Cart".
6. If a part is superseded this message will pop-up. Click "View More" then "Check Replacements".

The screenshot shows the Interstate-McBee Quick Order Pad interface. At the top, there is a search bar with the text "What are you looking for?", a search icon, and links for "Switch Customer", "My Account", and a shopping cart icon with "0/00". Below the search bar, there are navigation links: "Shipping Region", "Contact Us", "About Us", "Quick Order", "Request Quote", "Saved Cart", and "Saved Cart". The main heading is "Quick Order Pad" with a sub-link "Import Order". A notification bar states "Products you've added to the cart: Summary: 0/1" and "View More" with a green circle containing the number "6". Below this, a message reads: "Use the multiple form to order products by product and quantity. Products with an unassigned number will not be added to the cart." There is a checkbox for "Use Yo Product Numbers". A table with the following columns: Product, Qty, UOM, Price, Availability, Location, and Remarks. The first row contains "M-3602358 | SS H-3388278" with a quantity of "1", UOM of "Each", Price of "1.00 USD", Availability of "On Hand", and Location of "OH Beach". A green circle with the number "5" is overlaid on the product name. Below the table, there is a "Page Size" dropdown set to "15". At the bottom, there are six columns of contact information for different regions: WORLD HEADQUARTERS, FLORIDA, TEXAS, CALIFORNIA, NEBRASKA, and FUEL SYSTEMS.

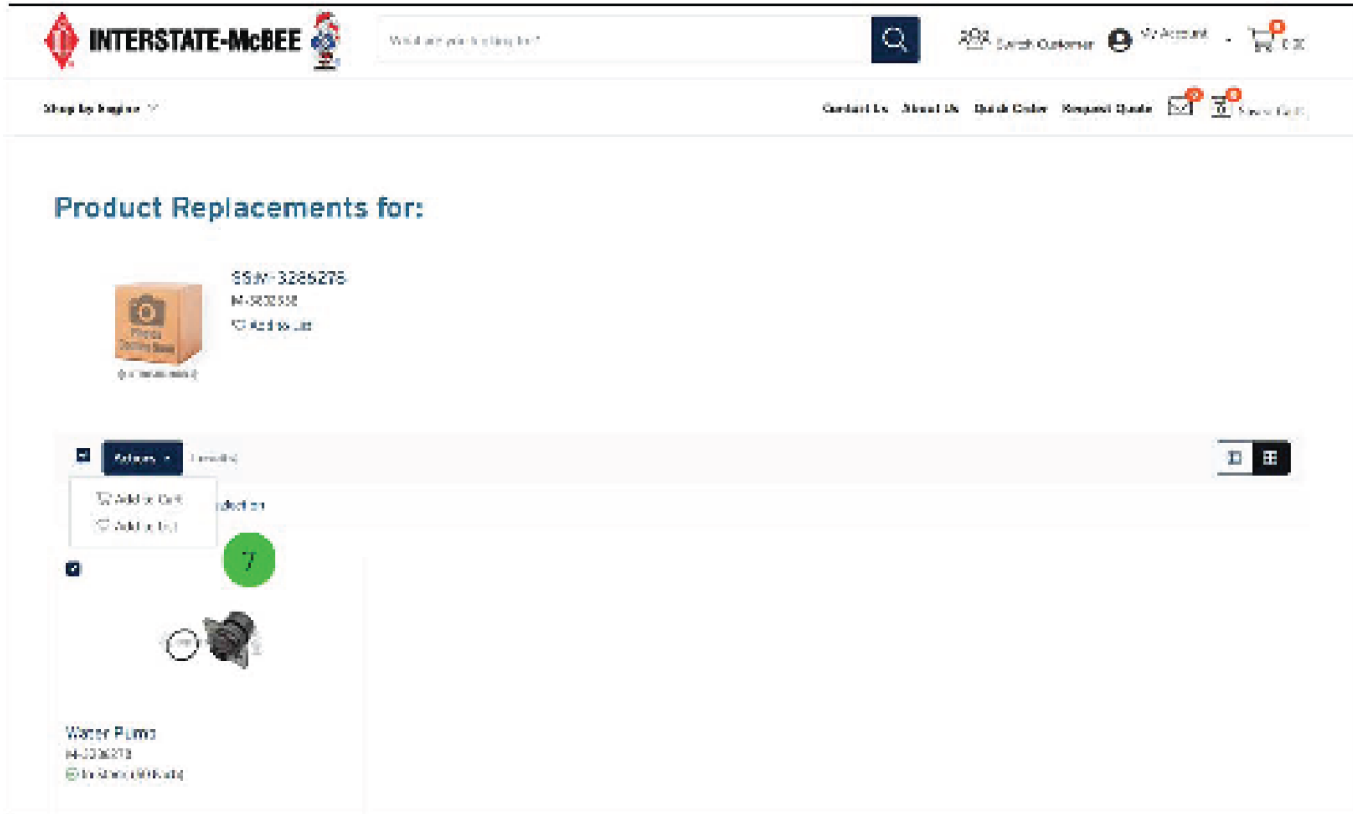
| Product | Qty | UOM | Price | Availability | Location | Remarks |
|--------------------------|-----|------|----------|--------------|----------|---------|
| M-3602358 SS H-3388278 | 1 | Each | 1.00 USD | On Hand | OH Beach | |

Page Size: 15

| WORLD HEADQUARTERS | FLORIDA | TEXAS | CALIFORNIA | NEBRASKA | FUEL SYSTEMS |
|--|--|--|--|--|--|
| Interstate-McBee 216-881-0016 800-321-4234 | Sales: 904-360-3233 Fax: 904-360-0277 | Sales: 944-525-0841 Fax: 944-525-2902 | Sales: 909-322-8162 Fax: 909-322-4314 | Sales: 404-451-2313 Fax: 404-451-2102 | Interstate Diesel 4531 Lakeside Ave. Cleveland, OH 44114 |

Other > Quick Order Pad

7. You can add the replacement part to your cart or a list from here.



Other > Request Quote

Skip the back-and-forth. Submit your engine info and let our engine experts deliver the right parts and pricing, straight to your dashboard.

1. Once logged in, click on "Request Quote" in the navigation bar.
2. Select the OEM that you would like to request a quote for.

The screenshot displays the Interstate-McBee website interface. At the top, the logo and navigation menu are visible, with 'Request Quote' highlighted in the navigation bar. Below the navigation, the 'Request a Quote' section is prominently displayed, featuring a grid of engine application categories. Each category includes an image of an engine and a 'Request Quote' button. A green circle with the number '1' is positioned over the 'Request Quote' button for the Caterpillar Applications category. The footer of the page lists various regional offices: WORLD HEADQUARTERS, FLORIDA, TEXAS, CALIFORNIA, NEBRASKA, and FUEL SYSTEMS.

Other > Request Quote

3. Fill out the engine information for your selected OEM and click "Submit". These numbers are unique to your company and will only display when logged in with an account tied to your customer number.

INTERSTATE-McBEE What are you looking for?

Shop by Region [Contact Us](#) [About Us](#) [Quick Order](#) [Request Quote](#) [Saved Carts](#)

Caterpillar® Quote Form

Account Information

Account Number

Contact Information

Contact Name

Phone Number

Email

Your Address

Street Address

City

State

Country

Zip/Postal Code

Caterpillar® Engine Information 3

Engine Make

Engine Serial Number

Assignment Number

Other > Custom Cross-Reference Numbers

1. These numbers are unique to your company and will only display when logged in with an account tied to your customer number.
2. To add your custom part numbers, click on the three dots next to "Your Cross Reference Products".

The screenshot shows the Interstate-McBee website interface. At the top, there is a search bar with the text "What are you looking for?". Below the search bar, there are navigation links: "Shop by Engine", "Contact Us", "About Us", "Quick Order", "Request Quote", and "Save Cart". The main section is titled "Your Cross Reference Products" with a three-dot menu icon next to it, highlighted by a green circle labeled "2". Below the title, there is a table with the following columns: "Product #", "Your Product #", "Description", "From", and "To". The table contains two rows of data:

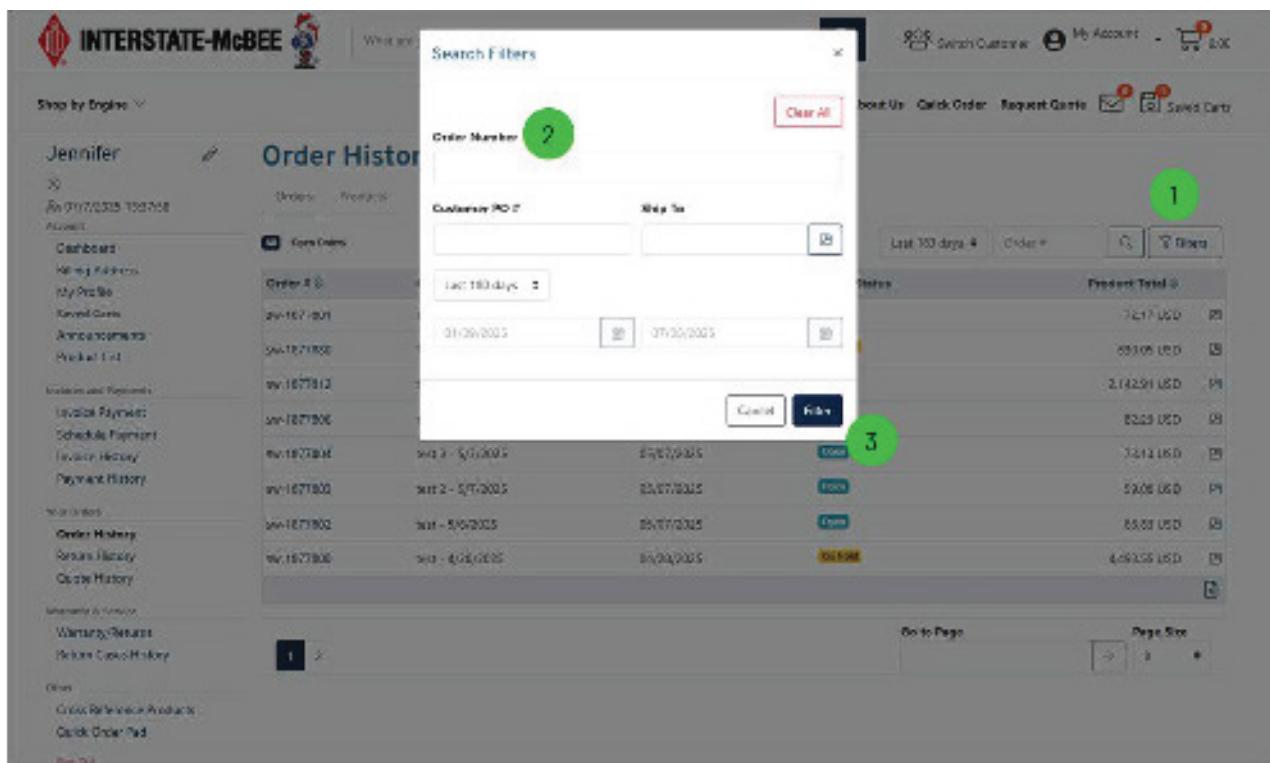
| Product # | Your Product # | Description | From | To |
|-----------|----------------|------------------------|------------|------------|
| M-1268207 | PG435254518 | Fuel System Gasket Set | 04/05/0025 | 12/31/2540 |
| M-2041752 | IM37W000 | Oil Cooler Core | 04/05/0025 | 12/31/2540 |

Below the table, there is a "Page Size" dropdown menu set to "32". At the bottom of the page, there is a dark blue footer with contact information for various regions: "WORLD HEADQUARTERS", "FLORIDA", "TEXAS", "CALIFORNIA", "NEBRASKA", and "FUEL SYSTEMS".

Other > Filters

The filters tab is available under multiple sections (Order, Invoice, Warranty/Return History, etc.) and can be used to search for specific results if you need help.

1. Click on the "Filters" button to open the filter popup.
2. Enter your Order Number, Customer PO #, or Ship-To (options may vary across modals) to search by filters.
3. Click the "Filter" button to get results.





INTERSTATE-McBEE



WORLD HEADQUARTERS

7440 Oak Leaf Road
Oakwood Village, OH 44146 U.S.A.
Tel: 216-881-0015
Fax: 216-881-0805
E-mail: sales@interstate-mcbee.com

CALIFORNIA

13137 Artic Circle
Sante Fe Springs, CA 90670 U.S.A.
Tel: 562-356-5414
Fax: 562-926-2452

TEXAS

22755 NW Lake Drive, Bldg #3
Houston, TX 77095 U.S.A.
Tel: 281-645-7168
Fax: 281-443-0202

FLORIDA


9955 NW 58th Street
Doral, FL 33178 U.S.A.
Tel: 305-863-6650
Fax: 305-863-6272

NEBRASKA

6200 Arbor Road
Lincoln, NE 68517 U.S.A.
Tel: 402-417-1059
Fax: 402-975-6160

“Quality Without Compromise”

INTERSTATE-McBEE.COM



**Serving the Diesel and Natural Gas
Industries for Over 75 Years**

AUGUST 2025