



INTERSTATE-McBEE



ONLINE ORDERING

All Features

How-To Guide



AUGUST 2025



INTERSTATE-McBEE



Please contact: Z_OnlineOrdering@interstate-mcbee.com to report issues or request assistance.

TABLE OF CONTENTS

Account	Your Orders
Registration ... 3	Order History ... 23-24
Dashboard ... 4	Return History ... 25-26
Contacts ... 5	Quote History ... 27-28
Ship-To ... 6	Warranty and Returns
Payment ... 7	Warranty Case ... 29-35
Billing Address ... 8	Return Case ... 36-38
My Profile ... 9	Warranty History ... 39
Saved Carts ... 10-11	Return History ... 40
Announcements ... 12	Other
Product List ... 13-14	Shopping ... 41
Invoices and Payments	Product Page ... 42
Invoice Payment ... 15-16	Checkout Process ... 43-46
Schedule Payment ... 17-18	Quick Order Pad ... 47-51
Invoice History ... 19-20	Request Quote ... 52-53
Payment History ... 21-22	Filters ... 54

Account > Registration

Registration can be handled a number of ways:

- If you have received an email from Interstate-McBee with a registration link, you can activate your account immediately.
- The "Administrator" contact for your company has the ability to register users in the "Contacts" area of their account.
- Otherwise, register here:

<https://orders.interstate-mcbee.com/request-access/>

by providing your customer number and a McBee invoice number.

- Not a customer? Use this page:

<https://interstate-mcbee.com/contact/find-a-sales-rep/>

to find your sales rep to create an account and start ordering.

Note: *We currently only work with manufacturers, wholesalers, distributors, and retailers. We do not make individual consumer sales.*

Account > Dashboard

Features are based on your account permissions which are set up by your company's administrator.

1. Displays important announcements as well as account information such as recent orders, contacts, shipping address management, payments, and more.
2. The left side panel offers you a full list of site functions available to your account.
3. The dashboard can be customized to your liking using the button next to "My Account".

The screenshot displays the INTERSTATE-McBEE account dashboard. At the top, there is a search bar and navigation links for 'Contact Us', 'About Us', 'Quick Order', and 'Request Quote'. The main content area is divided into several sections: 'New Announcements (1) View All' with a 'Notice: Address Data Issues'; 'Shopping Cart (0)' with a 'Continue Shopping' button; 'Recent Orders View All' with 'No records' and 'There are no records to display'; 'Invoice History View All' with 'No records' and 'There are no records to display'; 'Open Invoices' with 'No records' and 'There are no records to display'; 'Wish List (1)'; 'Saved Carts (0)'; and 'Ship To's (6) View All'. A left sidebar contains a 'My Account' section with a dropdown menu and a 'Dashboard' button. A green circle with the number '1' is placed over the 'Shopping Cart (0)' section, a green circle with '2' is over the 'Dashboard' button, and a green circle with '3' is over the 'My Account' dropdown menu.

Account > Dashboard

4. View your Account Balance information from your dashboard. Click "View All" for more information.

The screenshot displays a user's account dashboard. At the top, there is a 'Quick Order Pad' section with a 'Sign Out' link. Below this, two order entries are shown with their respective dates and gross amounts. The main dashboard is divided into several sections: 'Ship To's (13) View All' with a 'Shipping Address' field and a 'Default' button; 'Payments (1) View All' with a 'Select your preferred credit card' dropdown and an 'Add Bank Account' button; 'Contacts (16) View All' with a 'Web Accounts' section showing 8 Active, 0 Inactive, and 8 Without account. The 'Purchases' section features a line graph showing total purchases over time, with a 'Last 180 days' filter. The 'Account Balance View All' section, highlighted with a green circle and the number 4, contains an 'Account Summary' table and an 'Account Aging' table. The 'Recent Quotes View All' and 'Returns View All' sections are also visible at the bottom.

Account Summary (As of 06/23/2026)	U.S. Dollar
Credit Limit	100,000.00
Account Balance Due	100,000.00
Open Orders	1,100.78

Account Aging	U.S. Dollar
Future	100,000.00
Current	0.00
Past Due	0.00

Account > Dashboard

5. From this page you can view account Credit Limit, Balance, Open Orders and Past Due invoices all in one spot making it easy to manage payments.

The screenshot displays the Interstate-McBee Account Dashboard. At the top, there is a search bar with the text "What are you looking for?" and a "My Account" link with a shopping cart icon showing a balance of 0.00. Below the search bar, there are navigation links: "Shop by Engine", "Contact Us", "About Us", "Quick Order", "Request Quote", and "Saved Carts".

The main content area is titled "Account Balance (As of 06/23/2024)". It is divided into two sections: "Account Summary" and "Account Aging".

Account Summary

Item	Value
Currency	U.S. Dollar
Established Payment Term	Net 30 Days
Credit Limit	100,000.00
Account Balance Due	105,693.95
Open Orders	1,094.74
Over Credit Limit	-4,998.49
Past Due	0.00
Last Payment Applied	-100,700.26
Date of Last Payment	06/05/2026

Account Aging

Category	Value
Future	105,693.95
Current	0.00

Past Due (days)

Days	Value
1 - 30	0.00
31 - 60	0.00
61 - 90	0.00
91 - 120	0.00
121 - 150	0.00
151 - 180	0.00
Over 180	0.00

The dashboard footer contains contact information for various regions: WORLD HEADQUARTERS, FLORIDA, TEXAS, CALIFORNIA, NEBRASKA, and FUEL SYSTEMS. It also includes a copyright notice for 2024 and social media icons for Facebook, LinkedIn, and YouTube.

Account > Contacts

Available for the administrator of your company.

1. Click on the three dots to add new users.
2. Click on the pencil icon to edit the selected contact.
3. See status of users (**Green**=Active / **Grey**=Inactive).

The screenshot displays the 'My Account' page for Interstate-McBee. The 'Contacts' section is active, showing a table of users. The table has columns for Name, Email Address, and Default Ship To. The 'Name' column includes a status indicator (Green for Active, Grey for Inactive). Three green callout boxes are present: '1' points to the three-dot menu icon above the table, '2' points to the pencil edit icon in the rightmost column, and '3' points to the status indicator in the 'Name' column.

Name	Email Address	Default Ship To
Greg C	greg@interstate-mcbee.com	***INCE test***
Adam R	adam@interstate-mcbee.com	***INCE test***
Alan P	alan@interstate-mcbee.com	***INCE test***
Angela O	angela@interstate-mcbee.com	***INCE test***
Anna D	anna@interstate-mcbee.com	***INCE test***
Barry L	barry@interstate-mcbee.com	***INCE test***
Beth H	beth@interstate-mcbee.com	***INCE test***
Edad W	edad@interstate-mcbee.com	***INCE test***
Erin C	erin@interstate-mcbee.com	***INCE test***
Erin T	erin@interstate-mcbee.com	***INCE test***
Erin Z	erin@interstate-mcbee.com	***INCE test***
Carol R	carol@interstate-mcbee.com	***INCE test***
Chuck W	chuck@interstate-mcbee.com	***INCE test***
Danise S	danise@interstate-mcbee.com	***INCE test***
Dan M	dan@interstate-mcbee.com	***INCE test***
Dani K	dani@interstate-mcbee.com	***INCE test***

Account > Ship-To

Add and manage Ship-To's for quick checkout.

1. Add new ship-to's (Include your company name, address, zip, city, & state).
2. Manage ship-to's by setting a default for your account.

The screenshot displays the 'My Account' page for Interstate-McBEE, specifically the 'Ship To's' section. The page features a navigation menu on the left and a main content area with a table of shipping addresses. A search bar and navigation links are visible at the top. A green circle highlights the 'Default' button next to the first address row, and another green circle highlights the 'Add Filter' button above the table.

Name	Address	City	State	Zip Code	Country	Main Phone
MCE Inc	5300 Lakewood Ave. E.	Cleveland	OH	44115	United States	
Interstate-McBee	4901 Lakota Ave.	Cleveland	OH	44114	United States	(216) 8812015
IMCS - Texas	22755 NW Lake Drive	Cypress	TX	77055	United States	(281) 4432002
IMCS - Nebraska	6200 Arbor Road	Lincoln	NE	68517	United States	(404) 2552075
IMCS - Florida	535 NW 58th Street	Coal	FL	33178	United States	(800) 6600222
IMCS - California	13137 Avoca Drive	Santa Fe Springs	CA	90671	United States	(800) 5224314

Account > Payment

Save a card, or multiple, on file for quick checkout.

1. Click on the three dots to add new credit cards.
2. When there are multiple cards added, you can set a default here.

Home / My Account / Payments

My Account

Credit Cards Bank Accounts

IMCB test
05/23/2026 10:09:46

Account

- Dashboard
- Contacts
- Ship To's
- Payments**
- Billing Address
- My Profile
- Saved Carts
- Announcements
- Product List

Invoices and Payments

- Account Balance
- Invoice Payment
- Schedule Payment
- Invoice History
- Payment History

Credit Cards ⋮ 1

Active Expired

Number Add Filter

Type	Number	Expiration	Name	Department
VISA	xxxx1111	11/2028	Visa Test Card	.

Page Size: 16

Default ⋮ 2

Account > Payment

Save a bank account, or multiple, on file for quick checkout.

3. Click "Bank Accounts" to switch tabs.
4. Click the 3 dots and "Add Bank Account".

The screenshot shows the Interstate-McBee website's 'My Account' page. The 'Bank Accounts' tab is selected, indicated by a green circle with the number '3'. Below the tab, there is a section for 'Add Bank Account' with a green circle '4' highlighting the button. The page also features a navigation menu on the left, a search bar at the top, and a table for 'Bank Accounts' which currently shows 'There are no records to display'.

Home / My Account / Payments

My Account

Credit Cards Bank Accounts

Bank Accounts

Savings Checking Add Bank Account

Bank Account Bank Transit Type Bank Name State

There are no records to display

Account > Payment

Save a bank account, or multiple, on file for quick checkout.

5. Fill out Bank Account information and then hit "Submit". You will be able to use this for placing orders, paying invoices, etc.

The screenshot shows a web interface for adding a bank account. On the left is a navigation menu for 'My Account' with categories like Account, Payments, Invoices and Payments, Your Orders, and Warranty & Service. The main content area is titled 'Add Bank Account' with a red circle and the number '5' next to it. The form includes fields for 'YOUR NAME', 'YOUR ADDRESS', 'DATE', and 'PAY TO THE ORDER OF'. Below these are three boxes containing the numbers ':123456789:', '"0009876543"', and '1025', which are labeled as 'ROUTING NUMBER', 'ACCOUNT NUMBER', and 'CHECK NUMBER' respectively. A note asks the user to 'Please enter the following information about your Bank Account'. The 'Check Type' section has radio buttons for 'Person' (selected) and 'Company'. The 'Name on Check' section has input fields for 'First Name' and 'Last Name'. The 'Bank Name' section has a single input field. The 'Routing Transit Number' section has a single input field. The 'Account Number' and 'Confirm Account Number' sections each have a single input field. The 'Type of Account' section is partially visible at the bottom.

Account > Billing Address

Billing address and other shipping instructions can be added here and will be applied to all orders saving you time during checkout.

1. Add shipping instructions. (ex: UPS account number). This information will show up on every order.
2. Company Preferences can be set here.

Edit Billing Address

Customer # 117393

Company Name
ABC Corp

Company Web Site

Address
1234 Main Ave. E

Country: United States | Zip Code: 44114

City: Cleveland | State: OH

Shipping Instructions 1
Please do not exceed 50 characters per field.

Company Preferences 2

- Require Company Purchase Number when placing an order
- Accept backordered product when placing an order
- Accept curbside shipment order

Account > My Profile

Manage your personal account information here.

1. Add/manage contact info, web account preference and phone numbers for ways to be contacted if needed.

The screenshot displays a user's account profile page. On the left is a navigation menu with categories: Account, Billing and Payments, New Orders, Recently Viewed, and Other. The main content area is titled 'My Profile' and includes a 'Contact Information' section with fields for Contact Title, Name (First and Last), and Email Address. Below this is a 'Default Ship To' address. The 'Web Account Preferences' section includes a language dropdown set to 'English' and a checkbox for 'Show Product Cross-References'. The 'Phone Numbers' section has a table with columns for Business, Code, Number, and Ext, and an 'Add' button. A 'Save' button is located at the bottom right.

Business	Code	Number	Ext	
				<input type="button" value="Add"/>

Account > Saved Carts

"Saved Carts" is an easy way to shop, save, and come back later when you are ready to checkout.

1. After adding items to your shopping cart, Click the three dots, "Save Cart", and name the cart.

The screenshot displays the Interstate-McBee website's shopping cart interface. At the top, the logo and navigation links are visible. The main content area shows a shopping cart with three items:

Product Name	Product #	Qty	Price	Total
247 Fuel Pump OH Branch 4 Units Available	VI-435595	1	582.07	582.07
Access Drive Support Gasket OH Branch 241 Units Available	VI-336814	1	10.27	10.27
6-Point Head Stud OH Branch 101 Units Available	VI-MC304953	1	45.58	45.58

On the right side of the cart, the subtotal is 648.54, and there are buttons for "Continue Checkout" and "Select Shipping Branch".

At the bottom of the page, there is a footer with contact information for various regions:

WORLD HEADQUARTERS	FLORIDA	TEXAS	CALIFORNIA	NEBRASKA	FUEL SYSTEMS
Interstate-McBee 216-381-0015 388-321-4234	Sales: 800-650-6233 Fax: 305-663-6232	Sales: 844-333-2841 Fax: 281-943-0030	Sales: 909-623-6100 Fax: 303-737-6014	Sales: 844-250-2525 Fax: 402-875-5100	Interstate Diesel 4981 Lakeside Ave. Cleveland, OH 44114

Account > Saved Carts

2. Save for later or merge with more items when you are ready to check out by clicking the three dots.

The screenshot shows the Interstate-McBee website's 'Saved Carts' page. At the top, there is a navigation bar with the company logo, a search bar, and links for 'Switch Customer', 'My Account', and a shopping cart icon. Below the navigation bar, there are links for 'Contact Us', 'About Us', 'Track Order', 'Request Quote', and 'Saved Carts'. The main heading is 'Products in Saved Cart' with a green circle containing the number '2'. A blue banner below the heading states: 'This saved cart will be deleted 1 day before checking out.' Below this, there is a section for 'Created by Me' with a 'Save Cart' button and 'Date saved: 04/16/2025'. The 'Current Saved Cart' is identified as '6-10-25'. The cart contains three items:

- 24V Fuel Pump** (M-4815265) with a 'Touch' button and a 'Save for later' icon.
- Access Drive Support Gasket** (M-5805014) with a 'Touch' button and a 'Save for later' icon.
- 6 Point Head Stud** (M-4805016002) with a 'Touch' button and a 'Save for later' icon.

At the bottom right of the page, there is a 'Page Size' dropdown menu set to '15'.

Account > Announcements

Stay informed! Any notices or website announcements will be posted here.

1. Click on the envelope icon to see announcements.
2. See important announcements including closures or site maintenance messages.

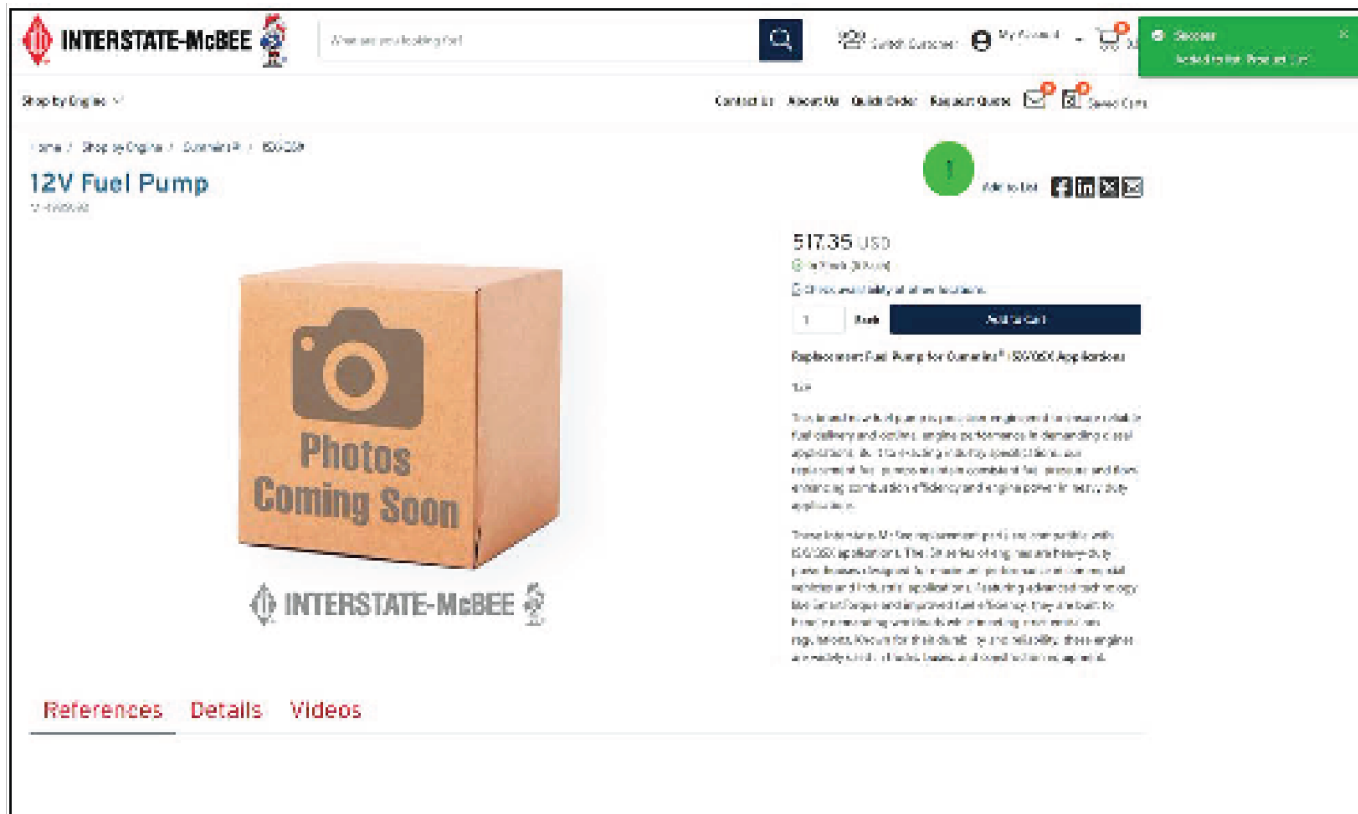
The screenshot displays the Interstate-McBee website's 'Announcements' page. At the top, there is a search bar with the text 'What are you looking for?' and a search icon. To the right of the search bar are links for 'Sign Up', 'My Account', and a shopping cart icon with a '000' badge. Below the search bar is a navigation menu with links for 'Contact Us', 'About Us', 'Quick Order', 'Request Quote', and 'Saved Carts'. The main heading is 'Announcements', with a green callout box '1' pointing to an envelope icon in the top right corner. Below the heading is a filter bar with 'All' selected, and a search bar with a search icon. The list of announcements includes: 'Holiday Closure - Memorial Day' (with a green callout box '2' pointing to the title) and 'Important Notice: Upcoming Price Adjustment'. The footer contains contact information for various regions: WORLD HEADQUARTERS, FLORIDA, TEXAS, CALIFORNIA, NEBRASKA, and FUEL SYSTEMS.

WORLD HEADQUARTERS	FLORIDA	TEXAS	CALIFORNIA	NEBRASKA	FUEL SYSTEMS
Interstate-McBee 215-261-4815 001-281-4235	Sales: 800-965-0028 Fax: 813-389-6272	Sales: 844-836-2841 Fax: 201-440-0010	Sales: 800-523-6100 Fax: 310-737-9110	Sales: 844-250-2375 Fax: 402-375-9160	Interstate Diesel 2901 Linnville Ave. Cleveland, OH 44114

Account > Product List

For repeat purchases, “Product Lists” are a great way to save orders and add them to your cart in just a click.

1. When searching for a part, click “Add to List”, and select a previous list or create a new one.



The screenshot shows the Interstate-McBEE website interface. At the top, there is a navigation bar with the company logo, a search bar, and links for 'My Account' and 'Orders'. Below the navigation bar, the page title is '12V Fuel Pump' with a part number '12-100000'. A large image of a cardboard box with a camera icon and the text 'Photos Coming Soon' is displayed. To the right of the image, the price is listed as '517.35 USD'. Below the price, there is a quantity selector set to '1' and an 'Add to Cart' button. The product description includes the title 'Replacement Fuel Pump for Cummins® ISB/ISBE Applications' and a detailed paragraph about the pump's performance and compatibility. At the bottom of the page, there are tabs for 'References', 'Details', and 'Videos'.

Account > Product List

2. Click the three dots to manage, create new lists, export, and more.
3. Select and add to cart or remove item by checking the box.
4. Toggle between all created lists using this dropdown button.

The screenshot shows the Interstate-McBee website's Product List page. At the top, there is a navigation bar with the company logo, a search bar, and links for 'My Account' and a shopping cart. Below the navigation bar, there are links for 'Shop by Region' and 'Contact Us', 'About Us', 'Quick Order', and 'Request Quote'. The main heading is 'Product List' with a dropdown menu icon and a green circle with the number '2' next to it. Below the heading, there are two tabs: 'Your List' and 'Client List'. A 'Actions' dropdown menu is visible, and a 'Current List' dropdown is set to 'Test' with a green circle with the number '4' next to it. The product list contains two items, each with a checkbox and a green circle with the number '3' next to it. The first item is '12V Fuel Pump' (M-600062) with a price of 362.15 USD. The second item is '24V Fuel Pump' (M-600065) with a price of 385.30 USD. At the bottom of the page, there is a footer with contact information for various regions: World Headquarters, Florida, Texas, California, Nebraska, and Fuel Systems.

Region	Sales Phone	Fax Phone
WORLD HEADQUARTERS	800-563-6225	385-863-6272
FLORIDA	844-335-2881	385-863-6272
TEXAS	844-335-2881	281-443-6302
CALIFORNIA	800-523-6193	707-727-5114
NEBRASKA	844-335-2881	402-373-6190
FUEL SYSTEMS	Interstate Diesel	4801 Lakeside Ave.

Invoices and Payments > Invoice Payment

Pay your invoices online in just a few clicks.

1. Select the invoice you want to pay.
2. Continue to review the payment selected.

The screenshot displays the Interstate-McBEE user interface. On the left sidebar, the 'Invoice Payment' link is highlighted with a green circle labeled '1'. The main content area features a 'Payment' section with a progress bar and a 'Continue' button, also marked with a green circle labeled '2'. Below the progress bar is an 'Invoice List' table with the following data:

Company	Invoice #	Invoice Date	Due Date	Order #	Statement #	Open Amount	Gross Amount
Interstate-McBee LLC	1635623	08/03/2024	10/06/2024	16187007	253917	67.57	67.57
Interstate-McBee LLC	1635624	08/03/2024	10/06/2024	16187000	253917	2,885.01	2,885.02
Interstate-McBee LLC	1635625	08/03/2024	10/06/2024	16187108	253917	31.64	31.66
Interstate-McBee LLC	1635626	08/03/2024	10/06/2024	16187105	253917	148.54	148.58
Interstate-McBee LLC	1635627	08/03/2024	10/06/2024	16187102	253917	1.68	1.68
Interstate-McBee LLC	1635628	08/03/2024	10/06/2024	16187103	253917	11.24	11.25
Interstate-McBee LLC	1635629	08/03/2024	10/06/2024	16187104	253917	183.50	183.50
Interstate-McBee LLC	1635630	08/03/2024	10/06/2024	16187105	253917	251.24	251.24
Interstate-McBee LLC	1635631	08/03/2024	10/06/2024	16187106	253917	8.10	8.10
Interstate-McBee LLC	1635632	08/03/2024	10/06/2024	16187107	253917	15.50	15.50

Invoices and Payments > Invoice Payment

3. Review and continue to payment section.

The screenshot shows the 'Payment' section of the Interstate-McBee website. The page features a navigation bar with the company logo, a search bar, and a shopping cart. A sidebar on the left lists various account management options for user 'Jennifer'. The main content area is titled 'Payment' and includes a progress indicator with three steps: 'Select', 'Review', and 'Pay Now', with 'Review' being the current step. Below this, a table lists invoice details:

Invoice #	Due Date	Amount to apply	Open Amount
R-1822825-001	10/05/2024	87.57	87.57

To the right of the table, a summary box titled 'Amount to Charge' shows a total of 87.57 in US Dollars, with a 'Continue' button below it. A green circle with the number '3' is overlaid on the bottom right of the page.

Invoices and Payments > Schedule Payment

Schedule payments for invoices in just a few clicks.

1. Select the payment you want to schedule.
2. Continue to review the payment selected.

The screenshot displays the 'Schedule Payment' page in the Interstate-McBEE system. The user is logged in as Jennifer. The page features a navigation sidebar on the left with various account management options. The main content area shows a table of invoices with columns for Company, Invoice #, Invoice Date, Due Date, Order #, Statement #, Open Amount, and Gross Amount. A green circle '1' is placed over the 'Schedule Payment' button in the sidebar. A green circle '2' is placed over the 'Continue' button at the top right of the invoice list.

Company #	Invoice #	Invoice Date	Due Date	Order #	Statement #	Open Amount	Gross Amount
1 total selected Clear Selection							
<input checked="" type="checkbox"/>	Interstate-McBee LLC	8-1034633-00	09/02/2024	10/05/2024	10-187001	252917	67.67
<input type="checkbox"/>	Interstate-McBee LLC	8-1034624-00	09/02/2024	10/05/2024	10-187001	252917	2,080.32
<input type="checkbox"/>	Interstate-McBee LLC	8-1034625-00	09/02/2024	10/05/2024	10-187006	252917	31.42
<input type="checkbox"/>	Interstate-McBee LLC	8-1034626-00	09/02/2024	10/05/2024	10-187001	252917	140.50
<input type="checkbox"/>	Interstate-McBee LLC	8-1034627-00	09/02/2024	10/05/2024	10-187002	252917	1.00
<input type="checkbox"/>	Interstate-McBee LLC	8-1034628-00	09/02/2024	10/05/2024	10-187002	252917	11.25
<input type="checkbox"/>	Interstate-McBee LLC	8-1034629-00	09/02/2024	10/05/2024	10-187004	252917	180.00
<input type="checkbox"/>	Interstate-McBee LLC	8-1034630-00	09/02/2024	10/05/2024	10-187005	252917	251.24
<input type="checkbox"/>	Interstate-McBee LLC	8-1034631-00	09/02/2024	10/05/2024	10-187006	252917	6.70
<input type="checkbox"/>	Interstate-McBee LLC	8-1034632-00	09/02/2024	10/05/2024	10-187001	252917	75.90
<input type="checkbox"/>	Interstate-McBee LLC	8-1034633-00	09/02/2024	10/05/2024	10-187006	252917	142.00

Invoices and Payments > Schedule Payment

3. Review and continue to payment section.

The screenshot shows the 'Schedule Payment' page for user Jennifer. The page features a navigation menu on the left with categories like 'My Profile', 'Invoice History', and 'Payment History'. The main content area includes a table of invoices and a summary box for the amount to charge.

Invoice #	Due Date	Amount to apply	Open Amount
14-032623-001	10/03/2024	67.57	67.57

Amount to Charge
Total: 67.57
Currency: U.S. Dollar
Continue

Invoices and Payments > Invoice History

View your invoice history here. Toggle between all invoices or specific ones that are still open. All details are available and can be printed as well.

1. You can filter all of your invoices by order number, invoice number or by date range.
2. Click on Invoice # to view Invoice Detail.
3. Click on the 3 dots for optios to view the invoice detail, make payments or download the invoice.

The screenshot displays the 'Invoice History' page on the Interstate-McBEE website. The page includes a navigation sidebar on the left with options like 'Dashboard', 'Billing Address', and 'Invoice History'. At the top, there is a search bar and a 'My Account' link. The main content area shows a table of invoices with columns for Invoice #, Invoice Date, Order #, Customer Ref #, Open Amount, and Gross Amount. Three green circles highlight specific features: 1. Filter options (Last 100 days, Invoice #, View Filter), 2. Clickable invoice numbers, and 3. A dropdown menu for actions (View Detail, Invoice Schedule, Payments, Pay Invoice, Download PDF) next to an invoice.

Invoice #	Invoice Date	Order #	Customer Ref #	Open Amount	Gross Amount	Currency
in-1800266	03/30/2020	or-2088230	24125-BVR	333.85	333.85	USD
in-1805140	03/30/2020	or-2088879	24114-er+	635.84	635.8	USD
in-1800155	03/30/2020	or-2003056	INVOICE(24112)R91	102.89	102.8	USD
in-1805144	03/30/2020	or-2003044	2411050	438.63	438.6	USD
in-1805141	03/30/2020	or-2088040	0503125-HE 121	930.34	930.34	USD
in-1805138	03/30/2020	or-2088052	NI8580 NINBedock	251.88	251.88	USD
in-1805131	03/30/2020	or-2088075	0503125-HE	5,095.19	5,095.19	USD
in-1805118	03/30/2020	or-2088001	FINN-878	2,337.39	2,337.39	USD
in-1805117	03/30/2020	or-2003000	NI - WB call 241134	1,290.05	1,290.05	USD
in-1805087	03/30/2020	or-1999575	2088-105	1,540.00	1,540.00	USD
in-1805073	03/30/2020	or-1999940	INVOICE(241098)R91	30.84	30.84	USD
in-1805070	03/30/2020	or-1999935	8808/8811ACE/181	150.42	150.42	USD
in-1805061	03/30/2020	or-1999910	PC24052 EG	6.42	6.42	USD

Invoices and Payments > Invoice History

1. Click on the three dots to add item or items to cart.
5. Tracking information is available on this page and links out directly to the carriers site.
6. Print invoice detail.

The screenshot displays the 'Invoice Detail' page for an order. The page includes a navigation menu on the left, a main content area with invoice and order details, and a 'Products Ordered' section at the bottom. Green callout boxes are used to highlight key features: '4' points to the 'Invoice Detail' title, '5' points to the 'Tracking Information' link, and '6' points to the 'Print' button.

Invoice Detail 4

Invoice # RI-1905266-06000
Invoice Date: 05/05/2026
Customer Ref #: 24753498

Total 383.45

Product Total	383.45
Total Tax	0.00
Total Freight	0.00
Total Discounts	0.00
Currency	US Dollar

Order Detail

Order #	Shipping Instructions	Customer Ref #	Order Date
30-20X5218-0600	UPS #0-5812	24753498	05/05/2026

Tracking Information 5
12689402-05181812

Products Ordered

	Exhaust Stud Kit M08C182K Shipped: 5 each	Total Price: 383.45
--	--	---------------------

Print 6

Invoices and Payments > Payment History

View your payment history. All payment details can be viewed further, and invoices can be printed as well.

1. On the first page you can Search and Select the order you want to review.
2. If Payment ID is clickable: Click on the payment # (or invoice) to see the detail screen.
3. If Payment ID is not clickable: Click the "[↗]" icon on the right instead.

INTERSTATE-McBEE What's new in today's list? My Account 0.00

Shop by Engine: **Payment History** Contact Us About Us Quick Order Request Quote Saved Cards

Account: 03/15/2025 10:02:17

	Payment ID	Payment Reference	Payment Date	Payment Total
Dashboard	T190030	4324	04/12/2021	531.20 USD
Bill Address	T190215	43193	04/12/2021	2444.00 USD
My Profile	T177851	45142	04/05/2021	1,153.20 USD
Saved Cards	T172216	43111	04/06/2021	257.90 USD
All Manufacturers	T190201	43095	04/07/2021	1,083.00 USD
Product List	T190800	43016	04/06/2021	2,061.25 USD
Customer and Payments	T192151	42993	04/05/2021	1,479.48 USD
Account Payment	T190800	43016	04/06/2021	2,061.25 USD
General Payment	T190800	43016	04/06/2021	2,061.25 USD
Invoice History	T190800	43016	04/06/2021	2,061.25 USD
Payment History	T190800	43016	04/06/2021	2,061.25 USD
New Order	T190800	43016	04/06/2021	2,061.25 USD
Order History	T190800	43016	04/06/2021	2,061.25 USD
Return History	T190800	43016	04/06/2021	2,061.25 USD
Quote History	T190800	43016	04/06/2021	2,061.25 USD
Manufact & Service	T190800	43016	04/06/2021	2,061.25 USD
Warranty/Returns	T190800	43016	04/06/2021	2,061.25 USD
Return Goods History	T190800	43016	04/06/2021	2,061.25 USD
Other	T190800	43016	04/06/2021	2,061.25 USD
Cross Reference Products				
Quick Order Pad				

Invoices and Payments > Payment History

- Click on the three dots to add item or items to cart.
- Print invoice detail.

INTERSTATE-McBEE What are you looking for?

My Account

Shop by Engine Contact Us About Us Quick Order Request Quote

Oil Pan Gasket 132617

Invoice Detail


Invoice # RI-158445-06000
Invoice Date: 04/09/2021
Customer PO #: 08-01-08207-02081

Total	19.40
Product Total	15.40
Total Tax	0.00
Total Freight	0.00
Total Discount	0.00
Currency	US Dollar

Order Detail

Order #	Shipping Instructions	Customer PO #	Order Date
SC-1578125-06005	Called UPS Account #4889172	08-01-08857-02681	04/09/2021

Products Ordered

	Oil Pan Gasket A-04720140321 30 gpm 1 inch	<input type="text"/>	Total Price: 15.40
---	---	----------------------	--------------------

Your Orders > Order History

View your recent and past orders. On orders that are marked "Open", tracking is available under the order details.

1. Use the search bar or just select from the table to view order details.
2. Click on an order number to open the Order Detail view.
3. You can search by the Order level or by Product level.

The screenshot displays the 'Order History' page for user Jennifer. The page features a search bar at the top right and a navigation menu on the left. The main content area shows a table of orders with columns for Order #, Customer PO #, Order Date, Order Status, and Product Total. A 'View Detail' link is visible next to the order number 00-1077535. Three green callout boxes are present: '1' points to the search bar, '2' points to the 'View Detail' link, and '3' points to the 'Products' tab in the order history header.


Order #	Customer PO #	Order Date	Order Status	Product Total
00-1077519	3216562	01/24/2025	Open	10.54 USD
00-1077512	45214	01/22/2025	Open	526.07 USD
00-1077543	Test	01/17/2025	Open	1,864.57 USD
00-1077540	Test	01/15/2025	Open	316.43 USD
00-1077535	TRK	01/16/2025	Open	25.32 USD
00-1077534	Fig Fig Fig	01/16/2025	Open	4.33 USD
00-1077523	48946848	01/16/2025	Open	97.56 USD
00-1077522	662626	01/16/2025	Open	20.63 USD

Your Orders > Order History

4. Tracking numbers for shipped items are listed under the “Tracking Information” section (Tracking numbers are clickable links allowing users to view tracking updates from carrier websites).

The screenshot displays a user interface for an online store. At the top, there are navigation links: "Contact Us", "About Us", "Quick Order", "Request Quote", and "Saved Carts". The user's name "Jennifer" is visible in the top left. A sidebar on the left contains various account and order management options. The main content area is titled "Order Detail" and shows the following information:

- Order #**: SO-1877536-06000
- Customer PO #**: 7000
- Order Date**: 07/09/2020
- Required Date**: 07/10/2020
- Shipping Instructions**: LPS ACCT #R00110 Ship blind
- Shipping Address**: ***BCC rec***, 5000 Lakeside Ave E, Cleveland, OH 44114, United States
- Shipping Method**: Not Available
- Tracking Information**: 120746087466204604
- Products Ordered**:

Description	Product #	Status	Quantity	Total
 DL Cooler Support Cart	M 2064298	Shipped	1	25.32

On the right side, a "Total" summary box shows:

Total	25.32
Currency	U.S. Dollar
Summary	
Shipped Product	25.32
Backordered Product	0.00
Subtotal of Products	25.32
Total Freight	0.00
Total Tax	0.00
Total Discount	0.00

Your Orders > Return History

3. Print a return label.

The screenshot displays the 'Return Detail' page for a customer named Jennifer. The page includes a navigation menu on the left with options like 'Dashboard', 'My Profile', and 'Return History'. The main content area shows the return number 'CO-44674-06000', the transaction date '02/05/2025', and the reason for return: 'On Hold for CST Call Back'. A 'Returned Products' section lists one item: 'Connecting Rod Bearing' with a quantity of 2 and a price of 25.25, totaling 50.50. A 'Print Return Label' button is visible at the bottom right of the product list, with a green circle containing the number '3' next to it. A 'Summary' box on the right shows a total of 50.50.

Item	Quantity	Price	Total
Connecting Rod Bearing	2	25.25	50.50

Your Orders > Quote History

View your quote details here. Once status is marked "Ready for Review" you are now able to accept or decline your quote online.

1. Use the search bar or just select from the table to view details.
2. Click on an order number to open the Return Detail view.
3. Quickly view which quotes are ready to review.

The screenshot displays the 'Quote History' page for user Jennifer. The page includes a search bar at the top right and a sidebar menu on the left. The main content area shows a table of quotes with the following columns: Quote #, Customer PO #, Quote Date, and Quote Status. The table contains several rows of data, including quotes with statuses like 'Completed', 'Ready for Review', and 'Cancelled'. Three green circles highlight specific features: 1. The search bar at the top right, 2. The 'Quote #' column in the table, and 3. The 'Quote Status' column in the table.

Quote #	Customer PO #	Quote Date	Quote Status
99-794257	0680731162 / 08920033083	06-27-2004	Completed
99-793258	51700199 8135	06-23-2004	Ready for Review
99-793471	1254	06-24-2004	Ready for Review
99-793208	0640741544	06-20-2004	Ready for Review
99-792958	23503011	06-22-2004	Cancelled
99-792817	3432	06-20-2004	Ready for Review
99-794298	1857	12-02-2004	Completed
99-793115	4CR90621 125-2526	06-23-2004	Ready for Review

Your Orders > Quote History

- Using the three dots next to "Quote Detail", you can "Accept" or "Cancel" your quote. Upon accepting a quote, you will be brought to the checkout screen to complete your order.

The screenshot displays the Interstate-McBee website interface. At the top, there is a search bar and navigation links. The main content area is titled "Quote Detail" and features a dropdown menu with options "Accept Quote" and "Cancel Quote". A "Total" box shows a balance of 1,750.57. The "Bill to Information" section lists the address: 5300 Lakeside Ave E, Cleveland, OH 44114. The "Shipping" section includes a "Shipping Address" field and a "Shipping Method" dropdown. A "Comments" section contains a note about shipping methods. At the bottom, a "Products" table is visible with columns for Description, Product #, Status, Quantity, Price, and Total.

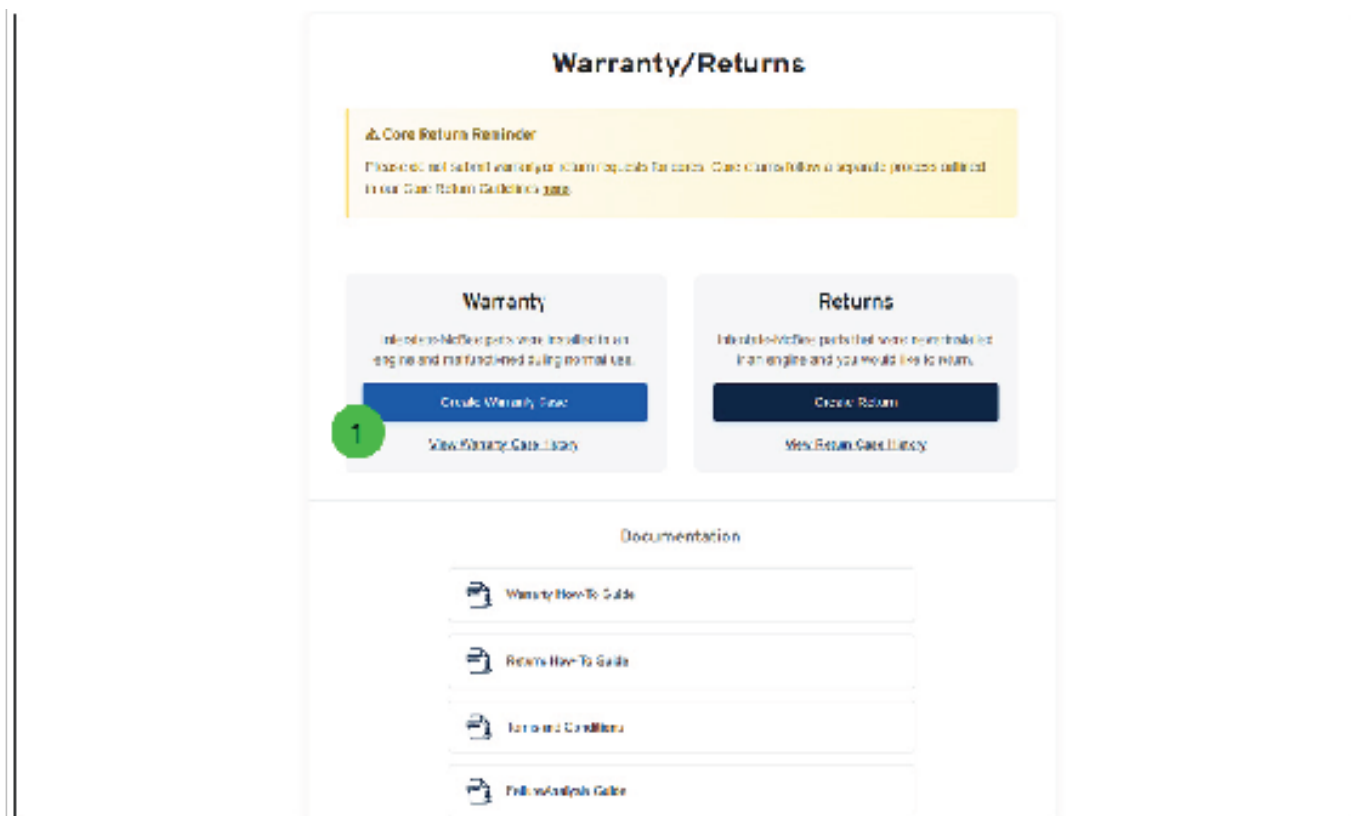
Description	Product #	Status	Quantity	Price	Total
-------------	-----------	--------	----------	-------	-------

Warranty and Returns > Warranty Case

Create and submit a warranty case online using the instructions below. Once completed, please allow 1-2 business days for RMA paperwork to be processed and sent out to your email address.

Tip: When filling out the "Add Parts to Warranty Claim" section, start with **only one search field** and add more information only if needed for best search results.

1. Hover over your name in the top-right corner, then select "Warranty/Returns" from the drop-down menu. On the Warranty/ Returns page, click the "Create Warranty Case" button.



Warranty and Returns > Warranty Case

2. Fill out required fields (Original Reference/PO Number and instructions for our team on how to proceed if the claim is approved or denied).
3. If you select "Return using provided acct #" in the "If Claim is Denied" dropdown, be sure to include Shipping Carrier & Carrier Account Number.

The screenshot shows the Interstate-McBee website's Warranty Case Creation interface. At the top, there is a navigation bar with the company logo, a search bar, and links for 'Switch Customer', 'My Account', and a shopping cart icon. Below the navigation bar, there are links for 'Contact Us', 'About Us', 'Quick Order', 'Request Quote', and 'Send Us Feedback'. The main heading is 'Warranty Case Creation'. A progress bar indicates five steps: 1. Customer Details (highlighted with a green circle and the number 2), 2. My Information, 3. Fill in Details, 4. Add in Billing Address, and 5. Assign to Operator. The 'Customer Details' section contains several input fields: 'Sold To #' (with the value 117325), 'Name' (with the value ***MCS***), 'Contact Phone Number', 'Email ID' (with the value jmc@mc-mc.com), 'Reference/PO#', and 'If Claim is Approved' (with a dropdown menu showing 'Select Action'). A green circle with the number 3 highlights the 'If Claim is Denied' dropdown menu, which also shows 'Select Action'. A 'Next' button is located at the bottom right of the form. At the bottom of the page, there is a dark blue footer with contact information for different regions: WORLD HEADQUARTERS, FLORIDA (Sales: 800-436-3223), TEXAS (Sales: 847-436-3041), CALIFORNIA (Sales: 800-522-0103), NEBRASKA (Sales: 531-236-2375), and FUEL SYSTEMS (Interstate Diesel).

Warranty and Returns > Warranty Case

4. Fill out required fields (Engine Model and/or Serial Number).

The screenshot shows the Interstate-McBee website's Warranty Case Creation interface. At the top, there is a search bar with the text "What are you looking for?", a "Switch Customer" button, and a "My Account" dropdown menu. Below this is a navigation bar with links for "Contact Us", "About Us", "Quick Order", "Request Quote", and "Saved Cart". The main heading is "Warranty Case Creation". A progress indicator shows five steps: 1. Customer Details, 2. Engine Information (current step), 3. Failure Details, 4. Add Photos/Warranty Case, and 5. Submitting Documents. The "Engine Information" section contains the following fields: "Year" (a dropdown menu with "Select Year" and a downward arrow), "Engine Model/ID" (a text input field with a red border and a green checkmark icon to its right), "OIL - Arrangement NO" (a text input field), and "VIN" (a text input field). At the bottom right of the form are "Back" and "Next" buttons. The footer contains contact information for various regions: "WORLD HEADQUARTERS", "FLORIDA Sales: 800-690-6228", "TEXAS Sales: 844-835-2841", "CALIFORNIA Sales: 800-522-8163", "NEBRASKA Sales: 844-290-2375", and "FUEL SYSTEMS Interstate Diesel".

Warranty and Returns > Warranty Case

5. Fill out required fields (Date in Service, and "Date of Failure" as well as "Failure Description").

The screenshot shows the Interstate-McBee website's "Warranty Case Creation" interface. The page is titled "Warranty Case Creation" and is currently on "Failure Details", which is the fifth step in a five-step process. The steps are: 1. Customer Details, 2. Engine Information, 3. Failure Details, 4. Get Parts or Warranty Date, and 5. Scoping Documents. The "Failure Details" step is highlighted with a green circle containing the number 5. The form includes several input fields: "Date in Service" (with a calendar icon), "Suggested Cause" (with a dropdown arrow), "Date of Failure" (with a calendar icon), "Failure Description" (with a red 'x' icon), and "Action Taken" (with a dropdown arrow). At the bottom right of the form are "Back" and "Next" buttons. The footer contains contact information for various regions: World Headquarters, Florida, Texas, California, Nebraska, and Fuel Systems.

INTERSTATE-McBEE What are you looking for? My Account 0.00

Shop by Engine

Warranty Case Creation

Failure Details 5

1 Customer Details 2 Engine Information 3 Failure Details 4 Get Parts or Warranty Date 5 Scoping Documents

Date in Service

Suggested Cause

Date of Failure

Failure Description

Action Taken

WORLD HEADQUARTERS
Interstate-McBee
215-881-0015
888-321-4234

FLORIDA
Sales: 888-663-6273
Fax: 352-863-8272

TEXAS
Sales: 044-635-2811
Fax: 281-443-0232

CALIFORNIA
Sales: 909-522-6163
Fax: 913-727-2514

NEBRASKA
Sales: 044-253-2275
Fax: 402-315-8190

FUEL SYSTEMS
Interstate Diesel
4081 Lakeside Ave.
Cleveland, OH 44114

Warranty and Returns > Warranty Case

6. Click "Add Parts to Warranty"

INTERSTATE-McBEE

Shop by Engine

Warranty Case Creation

Add Parts to Warranty Claim

1 Customer Details 2 Buyer Information 3 My Vehicle 4 **Add Parts to Warranty Claim** 5 Generating Document

Add Parts from Past Order (Mandatory)

All warranty claims must include mandatory McBE parts selected directly from your past orders. The Add Parts to Warranty Claim button will open a new window where you can locate and add these items.

6

Labor Cost

Add Additional Parts (Optional)

If you are claiming optional parts in your claim that were not ordered from Interstate-McBEE, add them to your claim using the fields below. (For any part purchased from Interstate-McBEE, you must use the Add Parts from Past Order section above.)

Part Number	Quantity	Description	Cost	<input type="button" value="Add"/>
<input type="text" value="Part Number"/>	<input type="text" value="Quantity"/>	<input type="text" value="Description"/>	<input type="text" value="Cost"/>	

Warranty and Returns > Warranty Case

7. In this pop-up, use the available fields to search for your parts (Tip: Start with just one search field for best results. If needed, add more search criteria to refine your search).
8. Once results populate, select the correct order, input the quantity, and click "Select" to add the parts to your claim.

1. Locate Parts

Use any combination of the search fields below to browse your previous orders and locate the parts to be included in your case.

Order Number:

Customer PO #:

Submission Date From:

Submission Date Thru:

Item #:

Invoice Number:

2. Add Parts to Case

Select the parts you'd like to add to your case with the checkboxes below. Specify the quantity you'd like to add in the box, then click 'Add to Case'

Quantity	Order Number	Order Date	Part Number	Description	Order Quantity	Price
<input type="checkbox"/> > <input type="text" value="0"/>	1630184	11/02/2021	16-214202	Bearing - Connecting Rod	12	2043

7 Search

B Select Cancel

Back Next

Warranty and Returns > Warranty Case

9. Upload any relevant documents, such as ECM Reports, Installation Invoices, Repair Invoices, and Images

10. Click "Submit" to submit your claim. You'll receive a case number upon submission.

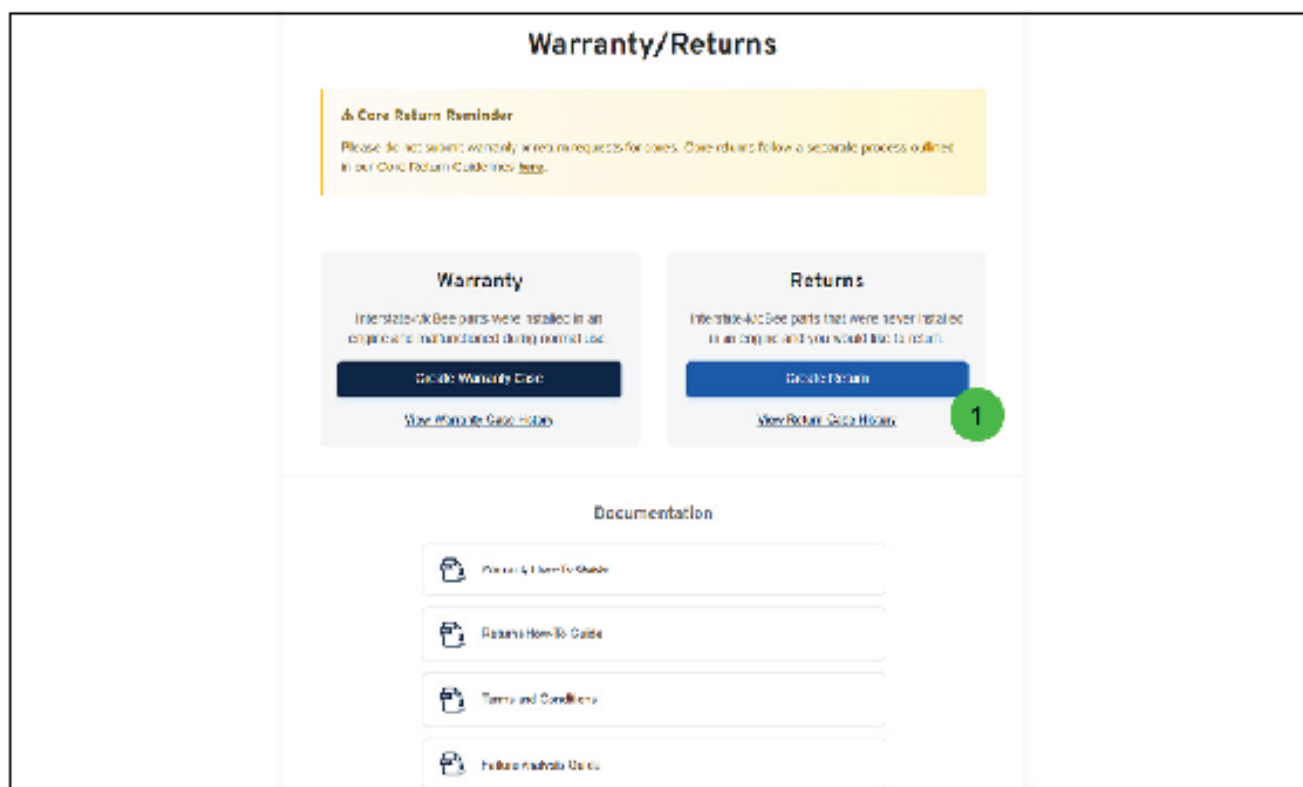
The screenshot displays the Interstate-McBEE website's "Warranty Case Creation" interface. At the top, there is a navigation bar with the company logo, a search bar, and links for "Switch Customer", "My Account", and a shopping cart. Below this is a secondary navigation bar with links for "Shop by Region", "Contact Us", "About Us", "Order Center", "Request Quote", and "Sweet Cards". The main heading is "Warranty Case Creation", followed by a sub-heading "Supporting Documents". A progress bar shows five steps: 1. Customer Details, 2. Repair Information, 3. Nature Details, 4. Add Parts to Warranty Claim, and 5. Supporting Documents. The current step, 5, is highlighted with a green circle and the number "10". Below the progress bar, there is a "Related Files" section with five rows, each containing a label and a "Select from your computer" button. The labels are: "ECM Report", "Installation Invoice", "Repair Invoice(s)", "Pictures", and "Additional Documents". A green circle with the number "9" is positioned to the right of the first button. Below the upload buttons, there is a note: "All work orders, repair orders, and supporting documents associated with a warranty claim must be either included with returned parts or uploaded with this claim. Please upload any relevant images/documents (max 20MB). Accepted file types: doc, docx, xls, xlsx, pdf, jpg, bmp, gif, png, tiff, rtf". At the bottom right of the form area, there are "Back" and "Next" buttons, with a green circle containing the number "10" above the "Next" button. The footer of the page contains a dark blue bar with white text for regional offices: "WORLD HEADQUARTERS", "FLORIDA Sales: 888-692-6228", "TEXAS Sales: 817-695-3841", "CALIFORNIA Sales: 908-522-6163", "NEBRASKA Sales: 684-358-2375", and "FUEL SYSTEMS Interstate Diesel".

Warranty and Returns > Return Case

Create and submit a returns case online using the instructions below. Once completed, please allow 1-2 business days for RMA paperwork to be processed and sent out to your email address.

Tip: When filling out the "Add Parts Claim" section, start with only one search field and add more information only if needed for best search results.

1. Hover over your name in the top-right corner, then select "Warranty/Returns" from the drop-down menu. On the Warranty/ Returns page, click the "Create Return" button.



Warranty and Returns > Return Case

2. Fill out your customer details. (Required: Reference/PO Number and Phone Number).
3. To add your parts to your case, click "Add Parts Claim".

The screenshot shows the 'Return Case Creation' form on the Interstate-McBee website. The form is titled 'Return Case Creation' and 'Customer Details'. It includes several input fields: 'Sold To #' (with a sample value '117183'), 'Email ID' (with a sample value 'jmc@interstate-mcbee.com'), 'Name' (with a sample value '***BCC user***'), and 'Reference/PO#'. There is also a 'Contact Phone Number' field. Below the form, there is a section titled 'Add Parts from Past Order (Mandatory)' with a note: 'All RGA case must include Interstate-McBee parts received directly from your past orders. The Add Parts Claim button will open a new window where you can locate and add these parts.' A button labeled 'Add Parts Claim' is highlighted with a green circle and the number 3. A 'Submit' button is located at the bottom right of the form area. The footer of the page contains contact information for various regions: World Headquarters, Florida, Texas, California, Nebraska, and Fuel Systems.

Return Case Creation 2

Customer Details

Sold To #
117183

Email ID
jmc@interstate-mcbee.com

Name
BCC user

Reference/PO#

Contact Phone Number

Add Parts from Past Order (Mandatory)

All RGA case must include Interstate-McBee parts received directly from your past orders. The Add Parts Claim button will open a new window where you can locate and add these parts.

Add Parts Claim 3

Submit

WORLD HEADQUARTERS
Interstate-McBee
218-501-0315
800-521-4224

FLORIDA
Sales: 888-963-8212
Fax: 904-865-8212

TEXAS
Sales: 888-963-8212
Fax: 281-445-0322

CALIFORNIA
Sales: 925-727-5114
Fax: 925-727-5114

NEBRASKA
Sales: 402-525-3113
Fax: 402-525-3113

FUEL SYSTEMS
Interstate Diesel
4301 Lincoln Ave.
Owensville, OH 44147

Warranty and Returns > Return Case

1. Use the available fields to search for your parts. (**Tip:** Start with just one search field for best results. If needed, add more search criteria to refine your results).
5. Once results populate, select the correct part, enter the quantity, and hit the "Select" button.
6. Hit the "Submit" button. You'll receive a case number upon submission.

1. Locate Parts

Use any combination of the search fields below to locate your parts. You may add more than one part to be included in your case.

Order Number:

Customer P.O. #:

Submission Date From:

Submission Date To:

Item #:

Invoice Number:

2. Add Parts to Case

Select the quantity and date to add to your case with the checkboxes below. Specify the quantity you will be adding to the case below & Verify Case?

Quantity	Order Number	Order Date	Part Number	Description	Order Quantity	Price
<input type="checkbox"/>						

4 Search **5** Select **6** Submit

WORLD HEADQUARTERS
Indiana - Midwest
715.281.1615
800.327.4234

FLORIDA
Sales: 904.690.0203
Fax: 904.586.8792

TEXAS
Sales: 940.316.7041
Fax: 972.451.3357

CALIFORNIA
Sales: 949.328.6182
Fax: 714.277.9414

NEBRASKA
Sales: 402.459.2215
Fax: 402.494.6783

FUEL SYSTEMS
Interstate Diesel
4801 E. 14th St.
Council Bluffs, IA 51501

Warranty and Returns > Warranty History

See the status of your warranty claim here.

1. Search for a past warranty using the "Case Number", "Item Number" or "RMA / RGA Number".
2. Click on the ">" drop-down icon next to your Case # to view details.

INTERSTATE-McBEE What are you looking for? My Account 0.00

Shop by Engine Contact Us About Us Quick Order Request Quote Saved Carts

Warranty Inquiry

Sold To #

Submission Date From Submission Date To

Case # Item #

Case Status RMA / RGA #

Select Case Status Search

Case #	Item #	Quantity	Original Order #	Case Status	Progress	Submission Date
18328	N2F2G4787	1	101223	Pending	Received	06/18/2024
RMA / RGA #		Customer PO #				
1854		184928				
1854		184928				
1854		184928				
1854		184928				
1854		184928				

Warranty and Returns > Return History

See the status of your returns here.

1. Search for a past return using the "Case Number", "Item Number" or "RMA / RGA Number".
2. Click on the ">" drop-down icon next to your Case # to view details.

INTERSTATE-McBEE

What are you looking for?

My Account 0.00

Shop by Engine

Contact Us About Us Quick-Order Request Quote Saved Carts

Return Inquiry

Sold To #

Submission Date From

Submission Date Thru

Case #

Item #

RMA / RGA #

Case Status

Select Case Status

Search

Case #	Item #	Quantity	Original Order #	Case Status	Progress	Submission Date
10386	M-4518948	1	0	Approved	Complete	06/26/2024
RMA / RGA #: 26296 Customer PO #: 13257			Credit # (OM): 53161 Order # (OM): 20021			
18291	M-RSC1966	12	185304	Approved	Complete	06/26/2024
17671	M-1878089C91	6	1541351	Approved	Complete	04/22/2024
17435	A-MC823532554Q2CA	1	0	Approved	Complete	04/06/2024

Other > Shopping

New content is being added to the parts catalog daily.

1. Products can be found and added to the cart in several ways such as the search bar at the top of the screen (powered by AI).
2. The full catalog of Interstate-McBee replacement parts can be browsed by starting in the "Shop by OEM" dropdown.
3. Parts categories can be further narrowed down using the category navigation options.

The screenshot displays the Interstate-McBee website's shopping interface. At the top, there is a search bar (1) and a navigation menu (2) including "Shop by Engine". The main content area shows a category selection for "Gaskets" (3) with a list of products. The first product is an "Accessory Drive Support Gasket" (M-3685614) priced at 10.27 USD, and the second is another "Accessory Drive Support Gasket" (M-4965690) priced at 22.09 USD. Both products are marked as "In Stock" and include an "Add to Cart" button.

INTERSTATE-McBEE

What are you looking for?

My Account 0.00

Shop by Engine

Contact Us About Us Quick Order Request Quote Saved Carts

Home / Shop by Engine / Cummins® / ISX/QSX / Gaskets

Engine Rebuild Kits Fuel Injection Gaskets Turbochargers

Categories

- Engine Rebuild Kits (53)
- Fuel Injection (46)
- Gaskets (72) X
- Turbochargers (1)
- Camshaft & Valve Train (39)

View All

Gaskets

Actions 72 results

Sort by: Recommended

Accessory Drive Support Gasket
M-3685614
In Stock (265 Each)
Condition and Warranty New 2 Years
Application Cummins® ISX/QSX
1 Each
Add to Cart
10.27 USD

Accessory Drive Support Gasket
M-4965690
In Stock (343 Each)
Condition and Warranty New 2 Years
Application Cummins® ISX/QSX
1 Each
Add to Cart
22.09 USD

Other > Product Page

New content is being added to the parts catalog daily.

1. Individual product pages contain valuable catalog information as well as detailed kit breakdowns, pictures, videos, catalog references, and more.
2. Your pricing is displayed here along with product availability. (Many kit items can be built on demand, so be sure to call for updated availability on parts that are showing as backordered).
3. Add products to saved lists or share parts pages via social media and email with the buttons at the top right.
4. Any cross reference or superseded numbers will be shown to help make sure you are finding the correct part.

The screenshot shows the Interstate-McBee website interface for a product page. At the top, there is a search bar with the text "What are you looking for?" and a search icon. To the right of the search bar are links for "Switch Customer", "My Account", and a shopping cart icon with a "0.00" price tag. Below the search bar, there are navigation links: "Shop by Engine", "Contact Us", "About Us", "Quick Order", "Request Quote", and "Saved Carts". The main content area features the product title "2nd Piston Ring" with a circled "1" next to it, and the part number "M-216983". Below the title is a large image of three piston rings with the Interstate-McBee logo overlaid. To the right of the image is a pricing section with a circled "2" next to the price "17.00 USD". Below the price, it says "In Stock (3229 Each)" and "Check availability at other locations". There is a quantity selector set to "1" and an "Add to Cart" button. Above the price, there is a circled "3" next to an "Add to List" button and social media sharing icons for Facebook, LinkedIn, and Email. Below the pricing section is a "Cross Reference" section with a circled "4" next to it, listing "OEM Cross References: 216983" and "Superseded/Alternate Numbers: M-216983R". At the bottom of the page, there are three tabs: "Product Information", "References", and "Details".


Other > Product Page

New content is being added to the parts catalog daily.

5. Extra information about the specific part can be found here in the “Product Information” section.
6. Extra information about the specific application can be found here in the “Product Information” section.
7. Extra information about the specific OEM application can be found here in the “Product Information” section.

216983
Superseded/Alternate Numbers:
M-216983R

[Product Information](#) [References](#) [Details](#)


5 

Ring Sets

New piston ring sets from Interstate-McBee are made from alloy cast iron or steel where required...

[Read More...](#)

[Shop all NT-N14 Pistons >](#)


6 

NT-N14 Applications

These Interstate-McBee replacement parts are compatible with NT/N14 engine applications. The...

[Read More...](#)

[Shop all NT-N14 Replacement Parts >](#)

7 

Cummins® Applications

Interstate-McBee's aftermarket replacement parts for Cummins® applications are engineered ...

[Read More...](#)

[Shop all Cummins® Applications >](#)

Product images and marketing descriptions are provided for informational purposes only and may not accurately depict the actual product. Generic or representative content may be used to illustrate product categories, features, or applications.

WORLD HEADQUARTERS Interstate-McBee 216-881-0015 800-321-4234	FLORIDA Sales: 800-660-6228 Fax: 305-863-6272	TEXAS Sales: 844-836-2841 Fax: 281-443-0202	CALIFORNIA Sales: 800-522-6163 Fax: 323-727-9314	NEBRASKA Sales: 844-250-2375 Fax: 402-975-6160	FUEL SYSTEMS Interstate Diesel 4901 Lakeside Ave. Cleveland, OH 44114
---	--	--	---	---	---

Copyright 2024 Interstate-McBee | All Rights Reserved | [Privacy Policy](#) | [Terms of Use](#)
®All manufacturer's names are registered trademarks of that respective corporation or entity and do not imply that the item/s are a product of said manufacturer.

[f](#) [in](#) [yt](#)

Other > Product Page

New content is being added to the parts catalog daily.

8. Under "References" any catalogs, flyers, line cards, etc. can be viewed or downloaded here.

Cross Reference
OEM Cross References:
216983
Superseded/Alternate Numbers:
M-216983R

Product Information **References** **Details**

8

Cummins® NT-N14 Catalog
View PDF

Cummins® Application Reference
View PDF

All Products Line Card
View PDF

Product images and marketing descriptions are provided for informational purposes only and may not accurately depict the actual product. Generic or representative content may be used to illustrate product categories, features, or applications.

WORLD HEADQUARTERS Interstate-McBee 216-881-0015 800-321-4234	FLORIDA Sales: 800-660-6228 Fax: 305-863-6272	TEXAS Sales: 844-836-2841 Fax: 281-443-0202	CALIFORNIA Sales: 800-522-6163 Fax: 323-727-9514	NEBRASKA Sales: 844-250-2375 Fax: 402-975-6160	FUEL SYSTEMS Interstate Diesel 4901 Lakeside Ave. Cleveland, OH 4414
---	--	--	---	---	--

Copyright 2024 Interstate-McBee | All Rights Reserved | Privacy Policy | Terms of Use
®All manufacturer's names are registered trademarks of that respective corporation or entity and do not imply that the item/s are a product of said manufacturer.

Facebook LinkedIn YouTube

Other > Product Page

New content is being added to the parts catalog daily.

9. The "Details" tab gives you even more information about the Condition and Warranty of the part you are viewing.

Shipping Dimensions (in.):
L: 6.45 W: 6.4 H: 1.2

Cross Reference
OEM Cross References:
216983
Superseded/Alternate Numbers:
M-216983R

Product Information References **Details**

9

Condition: New

Warranty: 2 Year

Backed by Our Parts Experts

Product images and marketing descriptions are provided for informational purposes only and may not accurately depict the actual product. Generic or representative content may be used to illustrate product categories, features, or applications.

WORLD HEADQUARTERS Interstate-McBee 216-881-0015 800-321-4234	FLORIDA Sales: 800-460-6228 Fax: 305-863-6272	TEXAS Sales: 844-336-2841 Fax: 281-443-0202	CALIFORNIA Sales: 800-522-6161 Fax: 323-727-9314	NEBRASKA Sales: 844-250-2375 Fax: 402-575-6160	FUEL SYSTEMS Interstate Diesel 4901 Lakeside Ave. Cleveland, OH 44114
---	--	--	---	---	---

Copyright 2024 Interstate-McBee | All Rights Reserved | Privacy Policy | Terms of Use
® All manufacturer's names are registered trademarks of their respective corporation or entity and do not imply that the Item/s are a product of said manufacturer.

Facebook LinkedIn YouTube

Other > Product Page

For kits with an Included Components list, you can now view availability of each sub-component by branch to determine where it can be built and shipped to without needing to call in for conformation.

1. For kits with an Included Components list, you can now view availability of each sub-component by branch to determine where it can be built and shipped to without needing to call in for conformation.

The screenshot shows the Interstate-McBee website product page for an Engine Overhaul Kit. The page features the company logo, a search bar, and navigation links. The product is titled "Engine Overhaul Kit" with the part number MCOH7C2883. A placeholder image of a cardboard box with a camera icon and the text "Photos Coming Soon" is displayed. The price is listed as 3,913.06 USD, and the item is marked as "In Stock (1 Each)". A "Call for Stock" button is present. Below the product image, there is a green circle with the number "1" and a section titled "Included Components" with a "Show Availability by Branch" button.

2. Hit the "Show Availability by Branch" button to view all locations.

3. Availability by branch populates in real time to help you select the best shipping location.

The screenshot displays the INTERSTATE-McBEE logo at the top. Below it, a section titled "Included Components" contains a table of parts. A green circle with the number "2" highlights the "Show Availability by Branch" button in the top right corner of the table. At the bottom of the page, there are three tabs: "Product Information", "References", and "Details".

Included Components			
>	M-2531752	Thrust Plate	Qty: 2
>	M-9Y7735G	Rod Bearing	Qty: 6
>	MCB3406461	Major Overhaul Gasket Set	Qty: 1
>	M-3178766	Main Bearing	Qty: 7
>	M-CK7C2888P	Cylinder Kit	Qty: 6
>	CAT-CYL-102-WAR-0001	Warning - Flange Seating	Qty: 1
>	UNV-CYK-100-WAR-0001	Warning - Cyl Kit Break-in	Qty: 1
>	CG138NPR	Product Box	Qty: 1

Product Information References Details

Other > Product Page

Item ID	Description	Quantity
M-CK7C2888P	Cylinder Kit	Qty: 5
CA Branch	13 Units Available	
FL Branch	12 Units Available	
TX Branch	10 Units Available	
OH Branch	59 Units Available	
NE Branch	8 Units Available	
CAT-CYL-102-WAR-0001	Warning - Flange Seating	Qty: 1
CA Branch	Backordered	
FL Branch	833 Units Available	
TX Branch	1512 Units Available	
OH Branch	Backordered	
NE Branch	716 Units Available	
UNV-CYK-100-WAR-0001	Warning - Cyl Kit Break-in	Qty: 1
CA Branch	2121 Units Available	
FL Branch	804 Units Available	
TX Branch	5241 Units Available	
OH Branch	Backordered	
NE Branch	716 Units Available	

Other > Checkout Process

You can now see Availability by Branch from the checkout screen for all items in your cart making selecting a shipping branch easy.

1. View real-time inventory for products added to your cart while checking out. Select the "Show Availability by Branch" button to see inventory of these parts at each location.

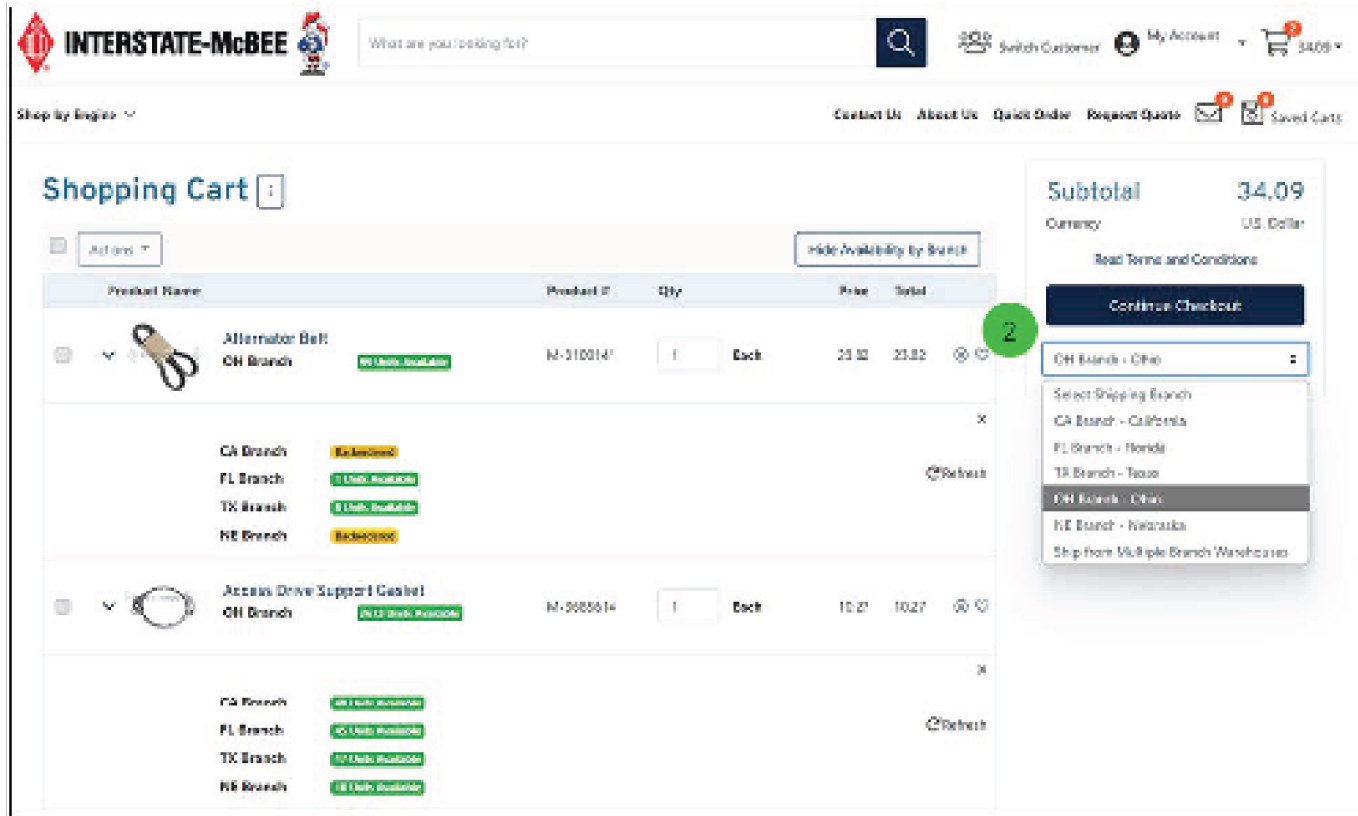
The screenshot shows the Interstate-McEer website's checkout process. The top navigation bar includes the company logo, a search bar, and links for 'Switch Customer', 'My Account', and a shopping cart icon with a '34.09' total. Below the navigation, there are links for 'Contact Us', 'About Us', 'Click Order', 'Request Quote', and 'Saved Carts'. The main content area is titled 'Shopping Cart' and features a 'Show Availability by Branch' button. The cart contains two items:

Product Name	Product #	Qty	Price	Total
Alternator Belt OH Branch	IV-3120141	1	23.32	23.32
Availability by Branch:				
CA Branch	Out of Stock			
FL Branch	11 Units Available			
TX Branch	11 Units Available			
ME Branch	Out of Stock			
Accoa Drive Support Gas/Wt OH Branch	IV-555514	1	10.27	10.27
Availability by Branch:				
CA Branch	10 Units Available			
FL Branch	45 Units Available			
TX Branch	17 Units Available			
ME Branch	18 Units Available			

On the right side of the cart, there is a 'Subtotal' of 34.09, 'Currency' set to 'U.S. Dollar', and a 'Continue Checkout' button. A 'Select Shipping Branch' dropdown menu is also visible.

Other > Checkout Process

2. Select your preferred shipping branch from the “Select Shipping Branch” dropdown before proceeding to checkout.



The screenshot displays the Interstate-McBee website's shopping cart interface. At the top, the logo and navigation links are visible. The main content area shows a table of items in the cart. A dropdown menu is open on the right side, showing a list of shipping branches. A green circle with the number '2' highlights the 'OH Branch - Ohio' option in the dropdown menu.

Product Name	Product ID	Qty	Price	Total
Alternator Belt OH Branch	N-3103147	1	23.82	23.82
CA Branch	Backorder			
FL Branch	1 Unit Available			Refresh
TX Branch	3 Units Available			
NE Branch	Backorder			
Access Drive Support Castrol OH Branch	N-2685514	1	10.27	10.27
CA Branch	10 Units Available			
FL Branch	10 Units Available			Refresh
TX Branch	10 Units Available			
NE Branch	10 Units Available			

Subtotal: 34.09
Currency: US Dollar
Read Terms and Conditions
Continue Checkout

Select Shipping Branch
CA Branch - California
FL Branch - Florida
TX Branch - Texas
OH Branch - Ohio
NE Branch - Nebraska
Ship from Multiple Branch Warehouse

Other > Checkout Process

3. Click the pencil icon to add a new ship-to or one time ship-to address.
4. Review all checkout information. ***Note:** "Shipping Method" and "Customer PO #" are required fields to continue to payment.

INTERSTATE-McBEE What are you looking for?

Switch Customer My Account 34.09

Shop by Engine Contact Us About Us Quick Order Request Quote Saved Cart

Checkout

Review Payment

Bill to Information

BCE 123
500 Lakeside Ave E
Cleveland, OH 44114
United States

Shipping Instructions

No shipping instructions

Total 34.09
Currency: U.S. Dollar

Comments

Add Comments

Requested Date 05/05/2025

Shipment

Shipping Address

BCE 123
500 Lakeside Ave E
Cleveland, OH 44114
United States

Shipping Method

Select a Carrier

Source Branch Plant

Interstate-McBee LLC
7400 Gus Lear Road
Cleveland Village, OH 44116
United States

Review Totals

Item	Amount
Shippable Product	34.09
Backordered Product	0.00
Subtotal of Products	34.09
Total Freight	0.00
Total Tax	0.00
Total Discount	0.00

Customer PO #

Required

[Read Terms and Conditions](#)

[Continue to Payment](#)

Products

Other > Checkout Process

5. Select your preferred payment method to complete your order.

The screenshot shows the Interstate-McBee checkout process. At the top, there is a search bar with the text "What are you looking for?", a "Switch Customer" button, a "My Account" button, and a shopping cart icon with a "34.09" total. Below the search bar, there are navigation links: "Shop by Engine", "Contact Us", "About Us", "Quick Order", "Request Quote", and "Saved Carts". The main heading is "Checkout" with a progress indicator showing two steps: "Review" (1) and "Payment" (2). The question "How would you like to pay?" is highlighted with a green circle and the number "5". There are three radio button options: "Credit Card Payment", "Place Order on Hold for CSR Call Back", and "Place Order on Account". On the right, a "Total" box shows "34.09" in U.S. Dollars. Below this is a "Review Totals" table:

Review Totals	
Shippable Product	34.09
Backordered Product	0.00
Subtotal of Products	34.09
Total Freight	TBD
Total Tax	0.00
Total Discount	0.00

At the bottom of the page, there is a dark blue footer with contact information for various regions: WORLD HEADQUARTERS, FLORIDA, TEXAS, CALIFORNIA, NEBRASKA, and FUEL SYSTEMS.

Other > Quick Order Pad

Enter part numbers into each line or, download our CSV template and then upload your excel file for fast results. You are also able to view Availability by Branch for each product from this page as well.

1. Add product numbers in the provided fields and add more input fields as desired with the Add Line button at the bottom. You may also use your own product numbers that were set up in the Cross Reference Products if you check the box that says, "Use My Product Numbers."
2. If you'd like to import your products via an excel file, use the "Import Order" button.

INTERSTATE-McBEE

What are you looking for?

Search Catalog My Account

Shop by Engine

Contact Us About Us Quick Order Request Quote

Save Cart

Quick Order Pad

Import Order

Use this single form to order products by product catalog number. Products with an unrecognized number will not be added to the cart.

Use My Product Numbers

Add Line Check availability at all locations

Product	Product Search	UOM	Price	Availability	Location	Remove
Product #	<input type="text"/>	1	-	-	-	X
Product #	<input type="text"/>	1	-	-	-	X
Product #	<input type="text"/>	1	-	-	-	X
Product #	<input type="text"/>	1	-	-	-	X
Product #	<input type="text"/>	1	-	-	-	X

Page Size: 15

Add Line Check availability at all locations

Clear Add to Cart

Clear Add to Cart

WORLD HEADQUARTERS | FLORIDA | TEXAS | CALIFORNIA | NEBRASKA | FUEL SYSTEMS

Other > Quick Order Pad

- Click "Check availability at all locations" to view real-time inventory for products at each location.

INTERSTATE-McBEE

What are you looking for?

Switch Customer My Account

Shop by Engine

Contact Us About Us Quick Order Request Quote Saved Cart

Quick Order Pad

Use this simple form to order products by product catalog number. Products with an unrecognized number will not be added to the cart.

Use My Product Numbers

+ Add Line Check availability at all locations 3 Clear Add to Cart

Product	Qty	UOM	Price	Availability	Location	Remove
N-3102140 Alternator Belt	1	Belt	23.00 USD	In Stock (100)	OH Beach	X
N-3685604 Access Drive Support Casket	1	Sack	19.27 USD	In Stock (2574)	OH Beach	X
Product #	1	-	-	-		X
Product #	1	-	-	-		X

Page Size: 10

+ Add Line Check availability at all locations Clear Add to Cart

WORLD HEADQUARTERS
Interstate-McBee
218-881-0015

FLORIDA
Sales: 800-690-6228
Fax: 352-883-6272

TEXAS
Sales: 844-695-3801
Fax: 361-445-0032

CALIFORNIA
Sales: 800-522-6163
Fax: 257-727-5314

NEBRASKA
Sales: 844-350-2325
Fax: 402-975-6190

FUEL SYSTEMS
Interstate Diesel
4011 Lakeside Ave.
Cleveland, OH 44134

Other > Quick Order Pad

4. View availability per branch for each part added to the Quick Order Pad.

The screenshot displays the Interstate-McBEE Quick Order Pad interface. A modal window titled "Availability at All Locations" is open, showing the availability of two products across five branches: OH, CA, TX, NE, and ME. The first product, M-3100141 (A Sensor Bolt), has the following availability: OH Branch (1700 Units Available), CA Branch (Out of Stock), TX Branch (11 Units Available), NE Branch (8 Units Available), and ME Branch (Out of Stock). The second product, M-3083614 (Access Drive Support Gasket), has the following availability: OH Branch (2110 Units Available), CA Branch (60 Units Available), TX Branch (10 Units Available), NE Branch (10 Units Available), and ME Branch (18 Units Available). The background interface shows the "Quick Order Pad" section with a list of products and a "Check availability at all locations" checkbox.

Product	OH Branch	CA Branch	TX Branch	NE Branch	ME Branch
M-3100141 A Sensor Bolt	1700 Units Available	Out of Stock	11 Units Available	8 Units Available	Out of Stock
M-3083614 Access Drive Support Gasket	2110 Units Available	60 Units Available	10 Units Available	10 Units Available	18 Units Available

Other > Quick Order Pad

5. Enter your part number(s) then click "Add to Cart".
6. If a part is superseded this message will pop-up. Click "View More" then "Check Replacements".

The screenshot displays the Interstate-McBee Quick Order Pad interface. At the top, there is a search bar with the text "What are you looking for?". Navigation links include "Contact Us", "About Us", "Quick Order", "Request Quote", and "Saved Cart". The main heading is "Quick Order Pad" with a sub-link "Input Order". A notification bar states "Products we've added to the cart" with a "Summary" link and a "View More" button. Below this, a message reads: "Use this simple form to order products by product catalog number. Products with an alternate part number will not be added to the cart." There are two checkboxes: "Use My Product Numbers" and "Add Link" (checked) with "Check availability at all locations". A table with the following columns is shown: Product, Qty, UOM, Price, Availability, Location, and Remove. One product is listed: "N-3902358 | SS H-3286278" with a quantity of "1", UOM of "Each", and a price of "1.30 USD". A green circle with the number "5" is overlaid on the product name. Below the table, there is a "Page Size" dropdown set to "15" and another "Add Link" checkbox with "Check availability at all locations". A footer section contains contact information for World Headquarters, Florida, Texas, California, Nebraska, and Fuel Systems.

Product	Qty	UOM	Price	Availability	Location	Remove
N-3902358 SS H-3286278	1	Each	1.30 USD		OH Branch	

World Headquarters
Interstate-McBee
275 881 0015
800-221-4234

FLORIDA
Sales: 904-960-5238
Fax: 904-960-6277

TEXAS
Sales: 944-523-2841
Fax: 944-523-2920

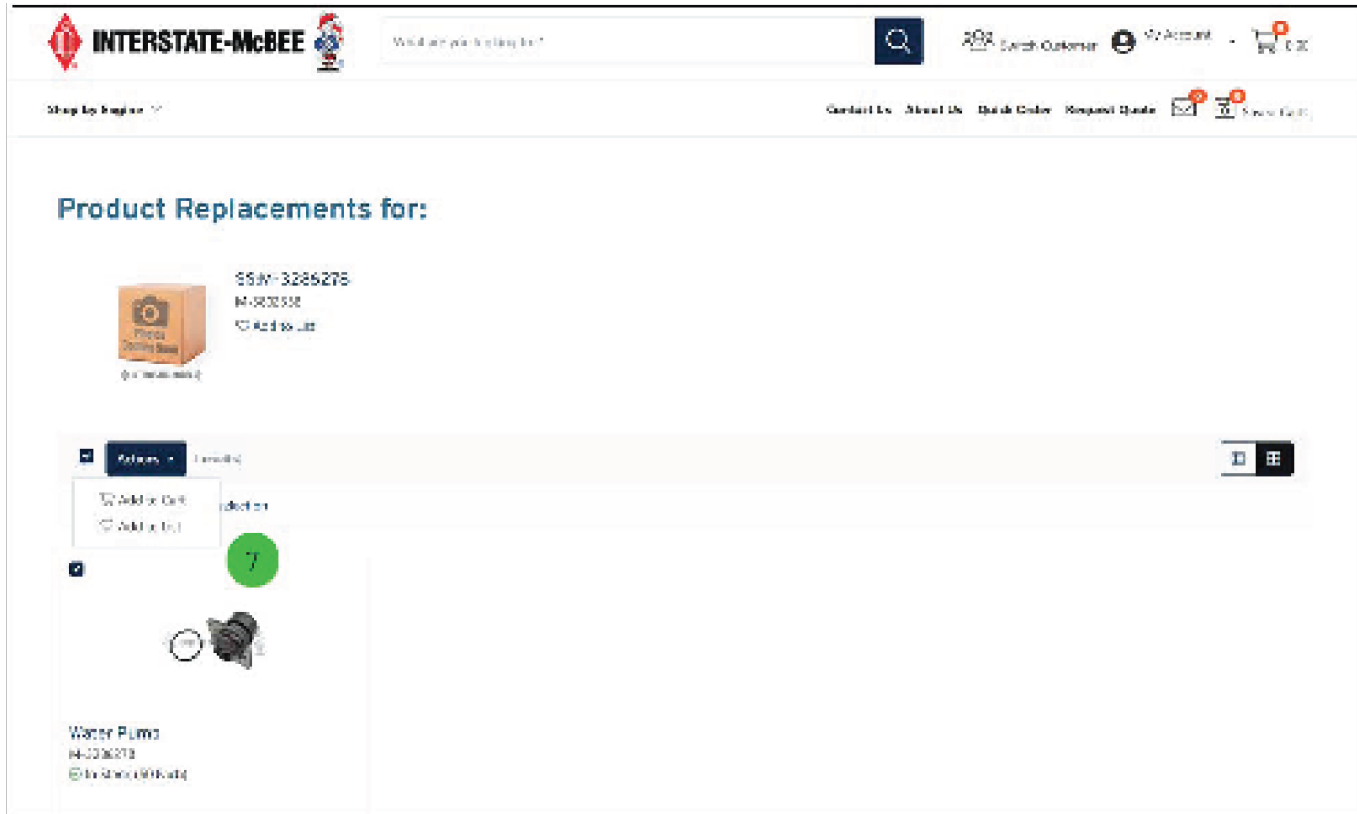
CALIFORNIA
Sales: 909-322-8162
Fax: 909-327-4314

NEBRASKA
Sales: 404-251-2275
Fax: 404-475-8163

FUEL SYSTEMS
Interstate Diesel
4501 Lakeland Ave.
Cleveland, OH 44114

Other > Quick Order Pad

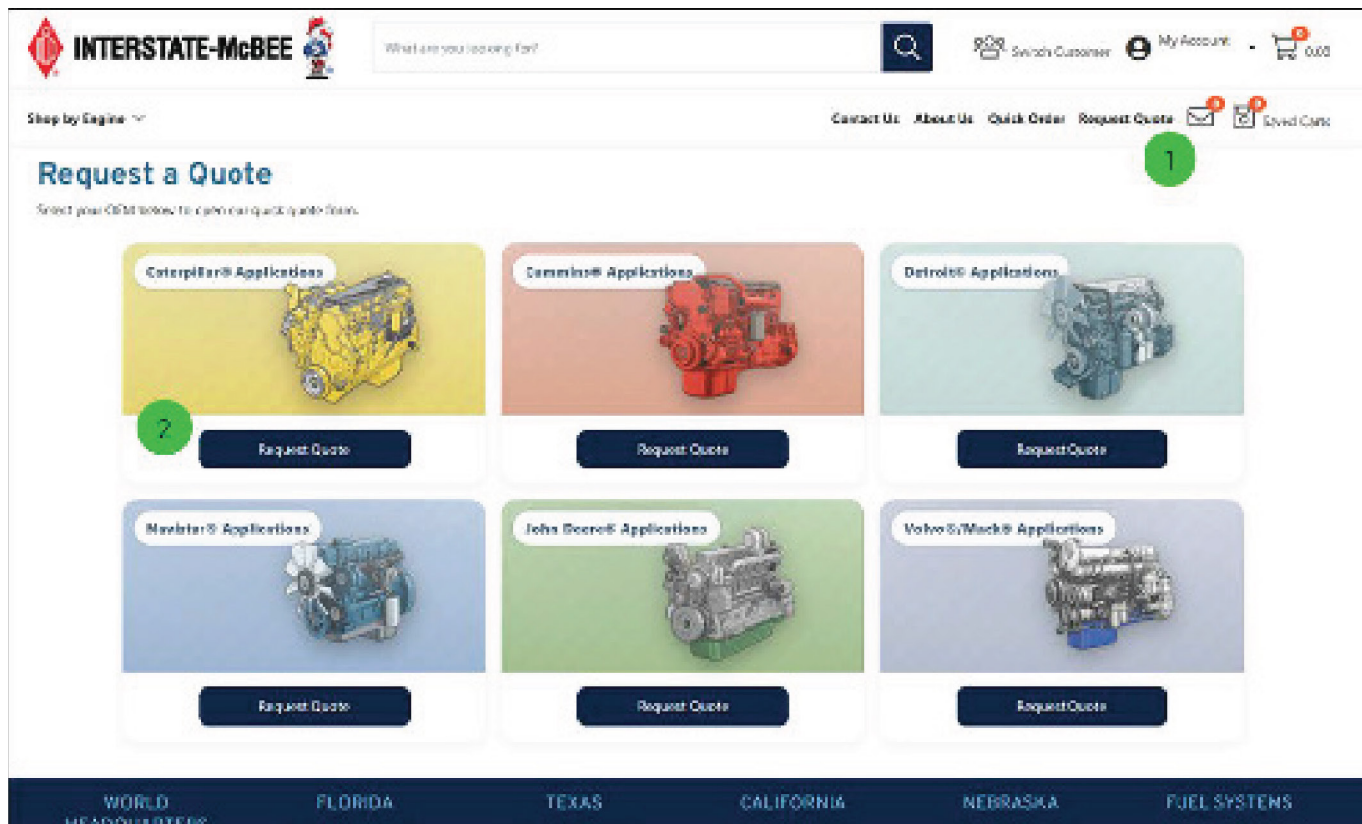
7. You can add the replacement part to your cart or a list from here.



Other > Request Quote

Skip the back-and-forth. Submit your engine info and let our engine experts deliver the right parts and pricing, straight to your dashboard.

1. Once logged in, click on "Request Quote" in the navigation bar.
2. Select the OEM that you would like to request a quote for.



Other > Request Quote

3. Fill out the engine information for your selected OEM and click "Submit". These numbers are unique to your company and will only display when logged in with an account tied to your customer number.

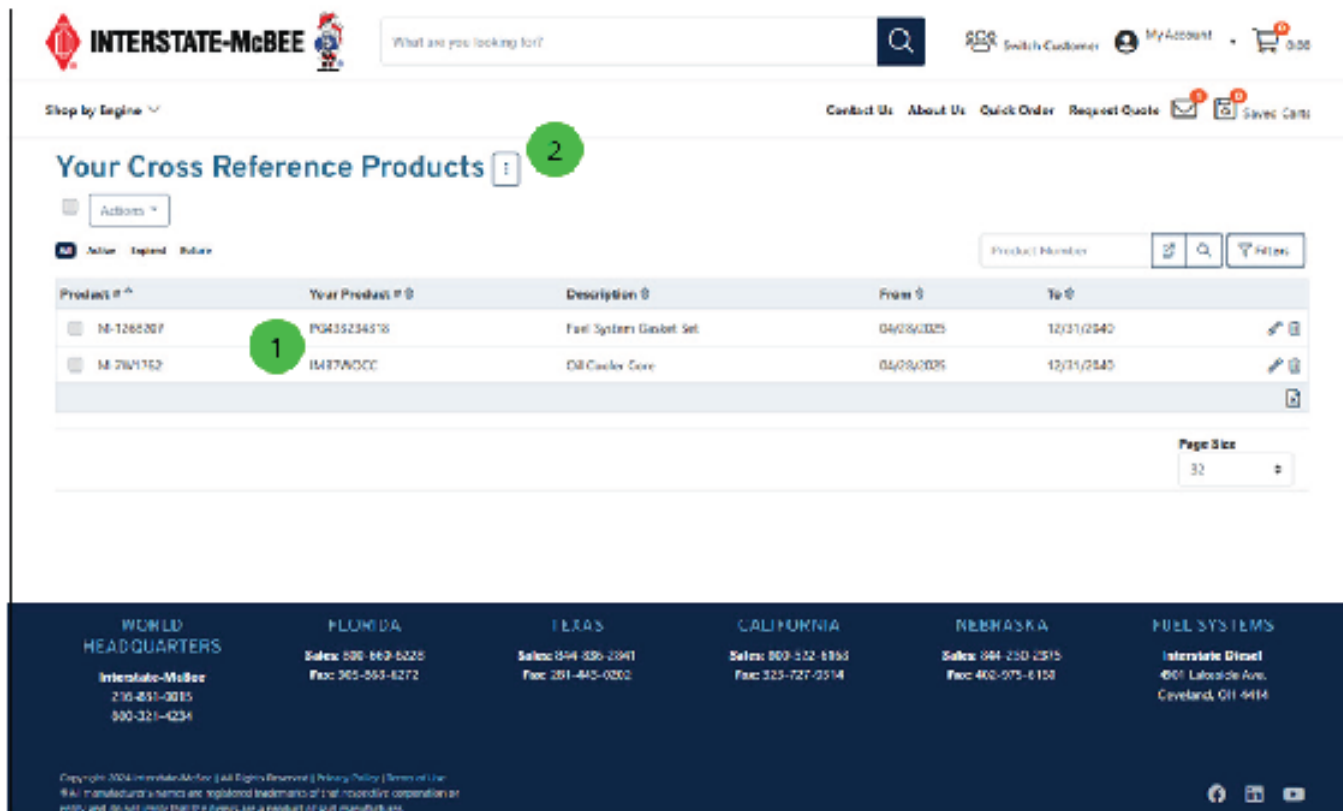
The screenshot shows the Interstate-McBee website's 'Request Quote' form for Caterpillar. The form is titled 'Caterpillar® Quote Form' and is divided into several sections:

- Account Information:** Includes a field for 'Account Number' with a placeholder '123456'.
- Contact Information:** Includes fields for 'Contact Name' (placeholder: 'Mr. Account'), 'Phone Number', and 'Email' (placeholder: 'Your Name@Company.com').
- Your Address:** Includes fields for 'Street Address' (placeholder: '2300 Lakeside Ave E'), 'City' (placeholder: 'Cleveland'), 'State' (placeholder: 'OH'), 'Country' (placeholder: 'United States'), and 'Zip/Postal Code' (placeholder: '44114').
- Caterpillar® Engine Information:** This section is highlighted with a green circle containing the number '3'. It includes fields for 'Engine Model', 'Engine Serial Number', and 'Arrangement Number'.

The top of the page features the Interstate-McBee logo, a search bar, and navigation links for 'Contact Us', 'About Us', 'Public Codes', 'Request Quote', and 'Send Quote'.

Other > Custom Cross-Reference Numbers

1. These numbers are unique to your company and will only display when logged in with an account tied to your customer number.
2. To add your custom part numbers, click on the three dots next to “Your Cross Reference Products”.



The screenshot displays the Interstate-McBee website interface. At the top, there is a search bar and navigation links. The main content area is titled "Your Cross Reference Products" and includes a table with the following data:

Product #	Your Product #	Description	From	To
M-1265207	PD435234518	Fuel System Gasket Set	04/05/0025	12/31/2540
M-21W1152	IM17W0CC	Oil Cooler Core	04/05/0025	12/31/2540

The footer of the page provides contact information for various regions:

- WORLD HEAD-QUARTERS:** Interstate-McBee, 216-851-3015, 800-321-6234
- FLORIDA:** Sales: 800-869-5225, Fax: 365-563-6272
- TEXAS:** Sales: 814-836-2841, Fax: 281-445-0202
- CALIFORNIA:** Sales: 800-532-8153, Fax: 323-727-2514
- NEBRASKA:** Sales: 884-250-2515, Fax: 402-975-6158
- FUEL SYSTEMS:** Interstate Diesel, 401 Lakeside Ave., Cleveland, OH 44114

Other > Filters

The filters tab is available under multiple sections (Order, Invoice, Warranty/Return History, etc.) and can be used to search for specific results if you need help.

1. Click on the "Filters" button to open the filter popup.
2. Enter your Order Number, Customer PO #, or Ship-To (options may vary across modals) to search by filters.
3. Click the "Filter" button to get results.

The screenshot shows the Interstate-McBee user interface. A 'Search Filters' modal is open in the center, containing the following fields and controls:

- Order Number:** A text input field with a green circle '2' next to it.
- Customer PO #:** A text input field.
- Ship To:** A text input field with a dropdown arrow.
- Clear All:** A button in the top right of the modal.
- Filter:** A button in the bottom right of the modal.

In the background, the 'Order History' page is visible. A green circle '1' highlights the 'Filters' button in the top right corner of the page. A green circle '3' highlights the 'Filter' button in the bottom right of the modal. The page also shows a sidebar with navigation options like 'Dashboard', 'My Profile', and 'Order History', and a table of orders with columns for Order #, Date, Status, and Amount.



INTERSTATE-McBEE



WORLD HEADQUARTERS

7440 Oak Leaf Road
Oakwood Village, OH 44146 U.S.A.
Tel: 216-881-0015
Fax: 216-881-0805
E-mail: sales@interstate-mcbee.com

CALIFORNIA

13137 Artic Circle
Sante Fe Springs, CA 90670 U.S.A.
Tel: 562-356-5414
Fax: 562-926-2452

TEXAS

22755 NW Lake Drive, Bldg #3
Houston, TX 77095 U.S.A.
Tel: 281-645-7168
Fax: 281-443-0202

FLORIDA


9955 NW 58th Street
Doral, FL 33178 U.S.A.
Tel: 305-863-6650
Fax: 305-863-6272

NEBRASKA

6200 Arbor Road
Lincoln, NE 68517 U.S.A.
Tel: 402-417-1059
Fax: 402-975-6160

“Quality Without Compromise”

INTERSTATE-McBEE.COM



**Serving the Diesel and Natural Gas
Industries for Over 75 Years**

AUGUST 2025